

REGULAR MEETING OF THE FLORIN RESOURCE CONSERVATION DISTRICT BOARD OF DIRECTORS

Agenda

Tuesday, December 17, 2019

6:30 PM

8820 Elk Grove Blvd.
Elk Grove, CA 95624

Compliance with Government Code Section 54957.5

Public records, including writings related to an agenda item for an open session of a regular meeting of the Florin Resources Conservation District that are distributed less than 72 hours before the meeting, are available for public inspection during normal business hours at the Administration building of Elk Grove Water District, located at 9257 Elk Grove Blvd. Elk Grove, California. In addition, such writings may be posted, whenever possible, on the Elk Grove Water District website at www.egwd.org.

The Board will discuss all items on the agenda, and may take action on any item listed as an "Action" item. The Board may discuss items that do not appear on the agenda, but will not act on those items unless there is a need to take immediate action and the Board determines by a two-thirds (2/3) vote that the need for action arose after posting of the agenda.

If necessary, the Meeting will be adjourned to Closed Session to discuss items on the agenda listed under "Closed Session." At the conclusion of the Closed Session, the meeting will reconvene to "Open Session."

CALL TO ORDER, ROLL CALL AND PLEDGE OF ALLEGIANCE

Public Comment – Please complete a Request to Speak Form if you wish to address the Board.

Members of the audience may comment on matters that are not included on the agenda. Each person will be allowed three (3) minutes, or less if a large number of requests are received on a particular subject. No action may be taken on a matter raised under "Public Comment" until the matter has been specifically included on an agenda as an action item. Items listed on the agenda will be opened for public comment as they are considered by the Board of Directors.

1. Proclamations and Announcements

- a. Recognition of Chris Phillips for 10 years of service.
- b. Recognition of Marcell Wilson for 15 years of service.

Associate Director Comment

Public Comment

- 2. Consent Calendar** (Stefani Phillips, Secretary and Patrick Lee, Treasurer)
 - a. Minutes of Regular Board Meeting of November 19, 2019
 - b. Warrants Paid – November, 2019
 - c. Board and Employee Expense/Reimbursements – November, 2019
 - d. Active Accounts – November, 2019
 - e. Bond Covenant Status for FY 2019-20 – November, 2019
 - f. Revenues and Expenses – Actual vs Budget FY 2019-20 – November, 2019
 - g. Cash Accounts – November, 2019
 - h. Consultants Expenses – November, 2019
 - i. Major Capital Improvement Projects – November, 2019

Associate Director Comment

Public Comment

Recommended Action: Approve Florin Resource Conservation District Consent Calendar items a-i.

3. Legislative Update (Jeff Ramos, Interim Program Manager)

Associate Director Comment

Public Comment

4. Committee Meetings (Stefani Phillips, Board Secretary)

Associate Director Comment

Public Comment

5. Elk Grove Water District Operations Report – November 2019

(Mark J. Madison, General Manager)

Associate Director Comment

Public Comment

6. Status Update on Action Items Following the 2019 Grand Jury Report – The Florin Resource Conservation District – A Case of Mistaken Identity?

(Mark J. Madison, General Manager)

Associate Director Comment

Public Comment

7. Outside Agency Meetings Report (Mark J. Madison, General Manager)

Associate Director Comment

Public Comment

8. Directors Comments

9. Closed Session

Property: APN# 134-0110-123-0000

Agency negotiator: Mark Madison

Negotiating parties: Robert L. Planesi

Under negotiation: Price and terms of payment

Adjourn to Regular Meeting – January 21, 2020

December 17, 2019

TO: Chair and Directors of the Florin Resource Conservation District

FROM: Stefani Phillips, Board Secretary and Patrick Lee, Treasurer

SUBJECT: **CONSENT CALENDAR**

RECOMMENDATION

It is recommended that the Florin Resource Conservation District Board of Directors approve Florin Resource Conservation District Consent Calendar items a – i.

SUMMARY

Consent Calendar items a – i are standing items on the Regular Board Meeting agenda.

By this action, the Board will approve Florin Resource Conservation District Consent Calendar items a – i.

DISCUSSION

Background

Consent Calendar items are standing items on the Regular Board Meeting agenda.

Present Situation

Consent Calendar items a – i are standing items on the Regular Board Meeting agenda.

ENVIRONMENTAL CONSIDERATIONS

There are no direct environmental considerations associated with this report.

STRATEGIC PLAN CONFORMITY

Fiscal stability is in conformity with the District's Business Practice goals of the 2012-2017 Strategic Plan.

December 17, 2019

CONSENT CALENDAR

Page 2

FINANCIAL SUMMARY

There is no financial impact associated with this report.

Respectfully Submitted,



STEFANI PHILLIPS
BOARD SECRETARY

And



PATRICK LEE
TREASURER

Attachments

**MINUTES OF THE REGULAR MEETING OF THE
FLORIN RESOURCE CONSERVATION DISTRICT
BOARD OF DIRECTORS**

Tuesday, November 19, 2019

The regular meeting of the Florin Resource Conservation District Board of Directors was called to order at 6:30 p.m. by Bob Gray, Vice-Chair, at 8820 Elk Grove Blvd., Elk Grove, CA.

Call to Order, Roll Call, and Pledge of Allegiance.

Directors Present: Bob Gray, Lisa Medina, Elliot Mulberg, Sophia Scherman
Directors Absent: Tom Nelson
Staff Present: Mark Madison, General Manager; Bruce Kamilos, Assistant General Manager; Patrick Lee, Treasurer; Donella Murillo, Finance Supervisor; Stefani Phillips, Board Secretary; Jeff Ramos, Interim Program Manager
Staff Absent: None
Associate Directors Present: Paul Lindsay, Shahid Chaudhry
Associate Directors Absent: None
General Counsel Present: Ren Nosky, JRG Attorneys at Law

Public Comment

Nothing to report.

1. Proclamations and Announcements

General Manager Mark Madison informed the Florin Resource Conservation District (FRCD) Board of Directors (Board) that the FRCD received the Presidents Special Recognition Award from the Association of California Water Agencies Joint Power Insurance Authority (ACWA/JPIA). The FRCD was recognized primarily in Risk Management and Safety related to loss ratios for Liability and Property Insurance Coverages. The Board asked that staff place the awards in the lobby for public viewing.

Mr. Madison recognized Water Distribution Operator II Jose Mendoza and Water Distribution Operator II Michael Montiel for their 10 years of service to the Elk Grove Water District (EGWD). Mr. Madison also recognized Human Resources Administrator Stefani Phillips for her 20 years of service with EGWD.

Lynn Wheat told the Board that she appreciates hearing about the people that work for the District.

In the absence of Chair Tom Nelson, Vice-Chair Bob Gray asked the Board to approve an amendment to the agenda adding two (2) items: 1) Resolution to Nominate Pamela Tobin for Vice-President of the ACWA for the 2020-2021 Term, and 2) Closed Session – Conference with Real Property Negotiators, both of which arose after the agenda was posted and are time sensitive.

General Counsel Ren Nosky stated that Section 54954.2(b)(2) of the Brown Act allows a Board to take action on certain items that arise after the posting of the regular agenda, as long as the items need immediate action and cannot wait until the next meeting.

MSC (Scherman/Medina) to approve an amendment to the agenda adding two (2) items: 1) Resolution to Nominate Pamela Tobin for Vice-President of the ACWA for the 2020-2021

Term and 2) Closed Session – Conference with Real Property Negotiators. 4/0: Gray, Medina, Mulberg, and Scherman

2. Consent Calendar

- a. Minutes of Regular Board Meeting of October 15, 2019
- b. Warrants Paid – October, 2019
- c. Board and Employee Expense/Reimbursements – October, 2019
- d. Active Accounts – October, 2019
- e. Bond Covenant Status for FY 2019-20 – October, 2019
- f. Revenues and Expenses – Actual vs Budget FY 2019-20 – October, 2019
- g. Cash Accounts – October, 2019
- h. Consultants Expenses – October, 2019
- i. Major Capital Improvement Projects – October, 2019

MSC (Scherman/Mulberg) to approve Florin Resource Conservation District Consent Calendar items a-i. 4/0: Ayes: Gray, Medina, Mulberg, and Scherman.

Resolution to Nominate Pamela Tobin for Vice-President of the Association of California Water Agencies for the 2020-2021 Term

Added Pursuant to Government Code Section 54954.2(b)(2).

Mr. Madison provided background on the item.

In summary, Mr. Madison was approached by Pamela Tobin at the Regional Water Authority (RWA) Board Meeting on Thursday, November 14, 2019, asking that the Board approve a resolution that would allow the District to make a motion or second the nomination from the floor of the General Session Membership Meeting, happening the first week of December at the ACWA Fall Conference, nominating Pamela Tobin for Vice-President of ACWA for the 2020-2021 term.

MSC (Mulberg/Medina) to adopt Resolution No. 11.19.19.04, supporting the floor nomination of Pamela Tobin for Vice-President of the Association of California Water Agencies for the 2020-2021 term. The Board authorizes Vice-Chair Bob Gray to sign Resolution No. 11.19.19.04 on behalf of Chair Tom Nelson. 4/0: Gray, Medina, Mulberg, and Scherman

3. Committee Meetings

There were no committee meetings held in the month of October.

4. Elk Grove Water District Operations Report – October 2019

Mr. Madison presented an overview of the EGWD Operations Report – October 2019. He provided the summary points to the Board.

5. Commercial Class A Differential Pay Policy

Ms. Phillips presented the proposed policy to the Board members and provided background on the subject.

In summary, a policy establishing differential pay for water distribution and treatment operators who carry a Commercial Class A License (Class A License) was developed for the Board to consider. The proposed policy was developed to provide appropriate compensation to cover the personal impact the Class A License has on the employees; to aide in retention and recruitment; to enhance morale; and to assist the District in developing an elite team of

water operators. The proposed policy prescribes any full-time, non-exempt, water operator possessing a Class A License shall be paid a differential of \$1.50 per hour above his or her regular rate of pay. In preparation of the proposed policy, staff performed research of many agencies in the region to learn their requirements of the Class A License and if the agencies provide a differential pay. This information was provided during the Board Working Group meeting comprised of Chair Tom Nelson and Vice-Chair Bob Gray. The immediate annual impact on the operating budget is \$29,120, up to a maximum of \$49,920 for all future budget years.

Director Lisa Medina commented the importance of retaining staff and believes the Commercial Class A Differential Pay Policy is a benefit that helps ensure that.

Director Elliot Mulberg inquired about the process to acquire a Class A License. Ms. Phillips explained the process the employees have to go through in order to receive a Class A License.

Mr. Madison explained the impact on the personal lives of those who hold a Class A License. There was a lengthy discussion on the topic.

Associate Director Paul Lindsay asked a few questions, including the District's need for Class A Licenses. He also commented his opinion that staff reports should provide sufficient background supporting the recommendation, such as the research conducted for the public's knowledge.

MSC (Medina/Scherman) to adopt Resolution No. 11.19.19.01, amending the Employee Policy Manual to include Section 4.2.13 Commercial Class A License Differential Pay. The Board authorizes Vice-Chair Bob Gray to sign Resolution No. 11.19.19.01 on behalf of Chair Tom Nelson. 4/0: Gray, Medina, Mulberg, and Scherman

6. Board of Director Orientation Policy

Ms. Phillips presented the proposed policy to the Board members and provided background on the subject.

In summary, staff has developed a policy establishing an orientation process for newly elected or appointed Board members. This process will help the new Board members to understand the District, including its services, facilities and programs, as well as ensure they are properly carrying out their roles. This policy helps the District comply with part of Grand Jury Report recommendation R10, which is to establish an onboarding process for new Board members that includes information on policy and operations. This policy also follows the District's key objective for Fiscal Year 2019-20 to update all Board policies, including the addition of new policies.

MSC (Scherman/Medina) to adopt Resolution No. 11.19.19.02, establishing a Board of Director Orientation Policy. The Board authorizes Vice-Chair Bob Gray to sign Resolution No. 11.19.19.02 on behalf of Chair Tom Nelson. 4/0: Gray, Medina, Mulberg, and Scherman

7. Amendment to the Professional and Consultant Services Agreements Policy

Finance Manager Patrick Lee presented the item to the Board.

In summary, staff made proposed changes to the Professional and Consultant Services Agreements Policy. The proposed changes came from the Grand Jury Report, specifically recommendations R5 and R6, and were intended to address the types of professional and

consultant services required to be procured through the policy and to address the use of interim contracts. Staff also proposed the addition of time constraint justification to Section 7.

MSC (Scherman/Medina) to adopt Resolution No. 11.19.19.03, amending and replacing the Professional and Consultant Services Agreement Policy. The Board authorizes Vice-Chair Bob Gray to sign Resolution No. 11.19.19.03 on behalf of Chair Tom Nelson. 4/0: Gray, Medina, Mulberg, and Scherman

8. Status Update on Action Items Following the 2019 Grand Jury Report – The Florin Resource Conservation District – A Case of Mistaken Identity?

Mr. Madison provided an update on the Grand Jury Report action items. He informed the Board on the status of the action items to date, in reference to all the recommendations.

Assistant General Manager Bruce Kamilos explained the pilot program for the iHydrant to the Board. Director Medina asked about the potential cost to ratepayers of the iHydrant. Mr. Kamilos informed Director Medina that the iHydrants are economically priced and the expense impact to the District was looked at closely when deciding on which product to purchase. He also explained the other expenses that come with the use of the iHydrant, including an annual fee for a data plan.

The District is in line to complete all recommendations on time.

Mr. Lindsay complimented the Board and staff on their efforts to comply with the recommendations given by the Grand Jury Report.

9. Outside Agency Meetings Report

Staff and Board members spoke regarding the meetings they attended since the last Regular Board Meeting.

Mr. Madison thanked Jeff Ramos for helping the District.

10. Directors Comments

Nothing to report.

Closed Session

Added Pursuant to Government Code Section 54954.2(b)(2).

a. CONFERENCE WITH REAL PROPERTY NEGOTIATORS

Property: APN# 134-0072-016-0000

Agency negotiator: Mark Madison

Negotiating parties: Cabrera Family Trust

Under negotiation: Price and terms of payment

Property: APN# 134-0072-015-0000

Agency negotiator: Mark Madison

Negotiating parties: Bigelow Family Trust

Under negotiation: Price and terms of payment

Property: APN# 134-0072-014-0000

Agency negotiator: Mark Madison

Negotiating parties: Anthony and Eloise Badique

Under negotiation: Price and terms of payment

Property: APN# 134-0072-013-0000

Agency negotiator: Mark Madison

Negotiating parties: E/A Properties, LLC, Balfour Properties, LLC,
and HJM Properties, LLC

Under negotiation: Price and terms of payment

Property: APN# 116-0100-085-0000

Agency negotiator: Mark Madison

Negotiating parties: City of Elk Grove

Under negotiation: Price and terms of payment

Property: APN# 134-0110-123-0000

Agency negotiator: Mark Madison

Negotiating parties: Elk Grove Masonic Lodge #173

Under negotiation: Price and terms of payment

This evening the Board of Directors authorized the General Manager by a vote of four (4) to nothing to terminate the purchase and sale agreement for the District's purchase of the four (4) parcels located on Elk Grove Blvd. with parcel numbers 134-0072-013-0000, 134-0072-014-0000, 134-0072-015-0000, and 134-0072-016-0000. The Board took no other reportable action.

Adjourn to Regular Board Meeting on December 17, 2019.

Respectfully submitted,

Stefani Phillips

Stefani Phillips, Board Secretary
AK/SP

Check History Report

Activity From: 11/1/2019 to 11/30/2019
Elk Grove Water District

Check Number	Check Date	Vendor Number	Name	Check	Explanation
050100	11/7/2019	A. TEIC	A. TEICHERT & SON, INC	1,155.24	(2) Invoices - Materials - Backyard Water Mains
050101	11/7/2019	ACWAJPI	CB&T/ACWA-JPIA	65,109.13	Medical Benefits - December 2019
050102	11/7/2019	AMAZON	AMAZON CAPITAL SERVICES	1,490.90	(9) Invoices - Materials & Supplies - OPS
050103	11/7/2019	BAY ALA	BAY ALARM COMPANY	1,197.62	Security - Wellsite's, and MOC
050104	11/7/2019	BEN RES	BENEFIT RESOURCE, INC	100.00	Daily Tasks/Help Tickets
050105	11/7/2019	BG SOLU	SOLUTIONS BY BG INC.	8,816.25	Supplies for Treatment
050106	11/7/2019	BRENNTA	BRENNTAG PACIFIC, INC	3,734.66	Sampling -Treatment
050107	11/7/2019	BSK4	BSK ASSOCIATES	375.00	
050108	11/7/2019	CAL STE	CALIFORNIA STEAM	68.31	
050109	11/7/2019	CFFNT	FIDELITY NATIONAL TITLE	5.56	Account Closed - Customer Refund
050110	11/7/2019	CHI12	CHICAGO TITLE COMPANY	22.60	Account Closed - Customer Refund
050111	11/7/2019	CINTAS2	CINTAS	312.08	
050112	11/7/2019	CLARK C	CLARK-CADMAN, INC	2,034.00	Install Fence and Gate - Marvel Well #3
050113	11/7/2019	COEG	CITY OF ELK GROVE	5,545.75	(2) Invoices - Encroachment & Backyard Water Mains
050114	11/7/2019	COUNTY4	SACRAMENTO COUNTY UTILITIES	1,496.18	Backwash Waste Water Fees
050115	11/7/2019	COVER A	COVERALL NORTH AMERICA, INC	360.00	Janitorial Services - ADMIN
050116	11/7/2019	CR FIRA	FIRST AMERICAN TITLE	14.45	Account Closed - Customer Refund
050117	11/7/2019	CRF AHO	ARTISAN HOMES OF CALIFORNIA	65.20	Account Closed - Customer Refund
050118	11/7/2019	CRF FT	FIRST AMERICAN TITLE	79.22	Account Closed - Customer Refund
050119	11/7/2019	CRF INE	INEZ TAPIZ	39.76	Account Closed - Customer Refund
050120	11/7/2019	CRF MYR	MYLA ROCKWELL	31.74	Account Closed - Customer Refund
050121	11/7/2019	CRF NAI	NORTH AMERICAN TITLE COMPANY	196.56	Account Closed - Customer Refund
050122	11/7/2019	CRF O	ORANGE COAST TITLE COMPANY	174.11	Account Closed - Customer Refund
050123	11/7/2019	CRF SIE	SIERRA ASPHALT, INC	1,650.45	Account Closed - Customer Refund
050124	11/7/2019	CRFCEC	CECILIA LANDES	53.40	Account Closed - Customer Refund
050125	11/7/2019	CRFCON	CONSERVICE REO UTILITIES	84.19	Account Closed - Customer Refund
050126	11/7/2019	CRFFNC	FIDELITY NATIONAL TITLE COMP	23.74	Account Closed - Customer Refund
050127	11/7/2019	CRFFTC	FIRST AMERICAN TITLE COMPANY	55.54	Account Closed - Customer Refund
050128	11/7/2019	CRFFTC	FIRST AMERICAN TITLE COMPANY	106.86	Account Closed - Customer Refund
050129	11/7/2019	CRFNIM	NIDA MADARANG	68.83	Account Closed - Customer Refund
050130	11/7/2019	CRFOATH	PATRICIA HORTON	12.34	Account Closed - Customer Refund
050131	11/7/2019	CRFOLD1	OLD REPUBLIC TITLE COMPANY	44.34	Account Closed - Customer Refund
050132	11/7/2019	CRFOR11	ORANGE COAST TITLE	127.28	Account Closed - Customer Refund
050133	11/7/2019	CRFORA	ORANGE COAST TITLE	122.76	Account Closed - Customer Refund
050134	11/7/2019	CRFSIMS	SIMRANJIT SINGH	82.27	Account Closed - Customer Refund
050135	11/7/2019	CRFSTT	STEWART TITLE	6.00	Account Closed - Customer Refund
050136	11/7/2019	DATAPRO	DATAPROSE LLC	7,373.99	October Billing and Insert
050137	11/7/2019	DREY	DREYFUSS + BLACKFORD	2,220.00	Prelim Architectural Work Property Purchase
050138	11/7/2019	EG FORD	ELK GROVE FORD	688.11	(5) Invoices - BIT Program, Repairs & Maintenance
050139	11/7/2019	ELK LOC	ELK GROVE LOCK AND SAFE CO	32.27	
050140	11/7/2019	FASTENA	FASTENAL COMPANY	316.76	
050141	11/7/2019	FERGUS	FERGUSON WATERWORKS #1423	104.19	

050142	11/7/2019	FLEET	FLEETWASH	340.20	Biweekly Vehicle Maintenance
050143	11/7/2019	FRONT C	FRONTIER COMMUNICATIONS	248.60	
050144	11/7/2019	HACH	HACH COMPANY	486.74	
050145	11/7/2019	HANFORD	HANFORD SAND & GRAVEL, INC	847.46	(2) Invoices - Materials - Backyard Water Mains
050146	11/7/2019	HERBURG	HERBURGER PUBLICATIONS, INC	525.00	Advertising - Giant Pumpkin Festival
050147	11/7/2019	HOPKINS	HOPKINS TECHNICAL PRODUCTS	197.98	
050148	11/7/2019	INT STA	INTERSTATE OIL COMPANY	1,531.75	Fuel
050149	11/7/2019	KAMILOS	BRUCE KAMILOS	7.95	Mileage Reimbursement
050150	11/7/2019	LAKE V	LAKE VUE ELECTRIC, INC	197.50	
050151	11/7/2019	LODI	LODI TRUCK AND EQUIPMENT	183.50	
050152	11/7/2019	METRO2	METRO MAILING SERVICE	1,996.00	Fall / Winter Newsletter
050153	11/7/2019	MR.SECU	MR. SECURITY CAMERA, INC	11,922.85	RRWTF Security Camera System
050154	11/7/2019	NETWRIX	NETWRIX CORPORATION	537.00	Security Auditing Software for PCI Compliance
050155	11/7/2019	NORCALA	NORCAL ARBORISTS	1,500.00	Tree Inventory for Potential Property Purchase
050156	11/7/2019	NTS	NTS MIKEDON, LLC	1,069.00	(2) Invoices - Rental Equipment - Backyard Water Mains
050157	11/7/2019	PACE	PACE SUPPLY CORP	8,508.74	(7) Invoices - Materials & Supplies - Distribution
050158	11/7/2019	RADIAL	RADIAL TIRE OF ELK GROVE	642.05	(2) Invoices - Repairs & Maintenance - Trucks #402 & #418
050159	11/7/2019	REPUBLI	REPUBLIC SERVICES #922	1,492.43	
050160	11/7/2019	RIVCITY	RIVER CITY WASTE RECYCLERS	421.20	
050161	11/7/2019	SAC 5	SACRAMENTO COUNTY	8.00	Lien Release
050162	11/7/2019	SAC 5	SACRAMENTO COUNTY	8.00	Lien Release
050163	11/7/2019	SAC 5	SACRAMENTO COUNTY	8.00	Lien Release
050164	11/7/2019	SIERRA	SIERRA OFFICE SUPPLIES	954.03	
050165	11/7/2019	SIGN CE	THE SIGN CENTER	319.67	
050166	11/7/2019	SMUD	SMUD	5,819.78	
050167	11/7/2019	SMUD	SMUD	613.45	
050168	11/7/2019	SMUD	SMUD	2,803.55	
050169	11/7/2019	SMUD	SMUD	12,782.45	
050170	11/7/2019	SMUD	SMUD	1,883.10	
050171	11/7/2019	SMUD	SMUD	42.17	
050172	11/7/2019	SMUD	SMUD	547.56	
050173	11/7/2019	SMUD	SMUD	5,822.20	
050174	11/7/2019	SMUD	SMUD	996.86	
050175	11/7/2019	SOURCE	SOURCETECH SYSTEMS, INC.	23,235.00	Replacement Servers for IT
050176	11/7/2019	SOUTHWE	SOUTHWEST ANSWERING	690.49	After Hours Call Service for On call
050177	11/7/2019	SWRCB2	SWRCB-DWOCP	90.00	Certification testing for D3 - Jose Mendoza
050178	11/7/2019	SWRCB2	SWRCB-DWOCP	60.00	Certification Renewal - D2 - Bruce Kamilos
050179	11/7/2019	T FRANK	TRAVIS FRANKLIN	143.90	Travel Reimbursement for AWWA Conference
050180	11/7/2019	TOSHIBA	TOSHIBA FINANCIAL SERVICES	593.01	Copier - ADMIN
050181	11/7/2019	ULINE	ULINE	59.64	
050182	11/7/2019	UNITED	UNITED SITE SERVICES	811.94	
050183	11/7/2019	WATER T	WATERTRAX USA, INC	9,950.56	Annual WaterTrax License - Water Quality Database
050184	11/7/2019	ZUKES	ZUKE'S LANDSCAPE INC.	1,500.00	
050185	11/13/2019	AMAZON	AMAZON CAPITAL SERVICES	292.91	(5) Invoices - Materials & Supplies - Distribution, Treatment
050186	11/13/2019	AME PAV	AMERICAN PAVEMENT SYSTEMS	1,502.27	Construction Meter- Deposit Refund
050187	11/13/2019	BRENNTA	BRENNTAG PACIFIC, INC	1,152.79	Supplies for Treatment
050188	11/13/2019	BRINKS	BRINK'S INCORPORATED	377.58	
050189	11/13/2019	BSK4	BSK ASSOCIATES	960.00	Sampling -Treatment
050190	11/13/2019	CAL CUT	CALIFORNIA CUT & CORE, INC	2,225.00	Emily Street - Saw Cut - Backyard Water Mains
050191	11/13/2019	CINTAS	CINTAS	28.55	

050192	11/13/2019	CINTAS2	CINTAS	33.22	
050193	11/13/2019	COAC	COOPER OATES AIR CONDITIONING	6,715.57	(2) Invoices - Repairs & Maintenance - VFD RRTWF
050194	11/13/2019	CONSOLI	CONSOLIDATED COMMUNICATIONS	1,330.69	Ethernet Service/Phones-MOC
050195	11/13/2019	COUNTY	COUNTY OF SACRAMENTO	470,209.76	Sacramento County Water Billings - Sep & Oct 2019
050196	11/13/2019	COUNTY3	COUNTY OF SACRAMENTO	650.10	Dump Fees
050197	11/13/2019	COVER A	COVERALL NORTH AMERICA, INC	499.00	Janitorial Services - MOC
050198	11/13/2019	CRF MOZ	MOZINGO CONSTRUCTION, INC	1,347.26	Construction Meter- Deposit Refund
050199	11/13/2019	CS AA	CARD SERVICES	470.86	Materials & Supplies - Utility Crew
050200	11/13/2019	CS BK	CARD SERVICES	449.24	(3) for Flood MAR Public Forum
050201	11/13/2019	CS DM	CARD SERVICES	1,162.59	Contracted Services, Materials, Supplies
050202	11/13/2019	CS MJM	CARD SERVICES	286.75	Meals, Parking
050203	11/13/2019	CS SH	CARD SERVICES	770.54	Materials & Supplies - Distribution
050204	11/13/2019	CS SJ	CARD SERVICES	399.00	Safety First Streaming Subscription
050205	11/13/2019	CS SP	CARD SERVICES	404.05	Employee Recognition, Advertising
050206	11/13/2019	CS SS	CARD SERVICES	35.15	Materials & Supplies - Treatment
050207	11/13/2019	CSPL	CARD SERVICES	3,038.23	Postage for Fall / Winter Newsletter
050208	11/13/2019	EG FORD	ELK GROVE FORD	438.33	(4) Invoices - Repairs & Maintenance
050209	11/13/2019	EGCOC	ELK GROVE CHAMBER OF	720.00	Membership Dues
050210	11/13/2019	FASTENA	FASTENAL COMPANY	596.53	Materials & Supplies - Distribution
050211	11/13/2019	FLEET	FLEETWASH	324.00	Biweekly Vehicle Maintenance
050212	11/13/2019	GRAINGE	GRAINGER	323.63	
050213	11/13/2019	JRG	JRG ATTORNEYS, LLP	19,451.57	(2) Invoices - Legal - September & October 2019
050214	11/13/2019	NTS	NTS MIKEDON, LLC	2,055.51	(8) Invoices - Rental Equipment - Backyard Water Mains
050215	11/13/2019	OREILLY	O'REILLY AUTO PARTS	43.06	
050216	11/13/2019	PACE	PACE SUPPLY CORP	1,485.31	Materials & Supplies - Distribution
050217	11/13/2019	PIT 4	PURCHASE POWER	537.15	Postage - ADMIN
050218	11/13/2019	PMI	PERRYMAN MECHANICAL, INC.	1,143.07	Repairs & Maintenance - Fan Motor- Well #11
050219	11/13/2019	RADIAL	RADIAL TIRE OF ELK GROVE	1,057.01	Repairs & Maintenance - Truck #418
050220	11/13/2019	RDO 1	RDO TRUST # 80-5800	329.10	
050221	11/13/2019	REPUBLI	REPUBLIC SERVICES #922	77.48	
050222	11/13/2019	SUMMIT	AIR WORKS INC	246.00	
050223	11/13/2019	ULTRA	ULTRA TRUCK WORKS, INC	230.00	
050224	11/13/2019	UNDER	UNDERGROUND SERVICE ALERT	4,449.82	2019 Membership and 2018 Billable Ticket Fees
050225	11/20/2019	AIR QUA	AIR QUALITY	5,449.00	Permit to Operate Renewal Fees FY 19-20
050226	11/20/2019	AMAZON	AMAZON CAPITAL SERVICES	1,468.25	(3) Invoices - Laptop for CSD Building, Materials, Supplies
050227	11/20/2019	BG SOLU	SOLUTIONS BY BG INC.	9,146.25	Daily Tasks/Help Tickets
050228	11/20/2019	BSK4	BSK ASSOCIATES	965.50	Sampling -Treatment
050229	11/20/2019	CALAT	CALATLANTIC TITLE	209.50	Account Closed - Customer Refund
050230	11/20/2019	CAP RUB	CAPITAL RUBBER & GASKET	1,201.75	Materials & Supplies - Distribution
050231	11/20/2019	CINTAS2	CINTAS	184.16	
050232	11/20/2019	COVER A	COVERALL NORTH AMERICA, INC	857.28	Janitorial Services - Strip and refinish MOC & IT Center
050233	11/20/2019	CR FID	FIDELITY NATIONAL TITLE	121.43	Account Closed - Customer Refund
050234	11/20/2019	CRF ACA	ACACIA STREET HOMES LLC	71.07	Account Closed - Customer Refund
050235	11/20/2019	CRF FAC	FIRST AMERICAN TITLE COMPANY	168.65	Account Closed - Customer Refund
050236	11/20/2019	CRF LEN	LENNAR HOMES CA, INC	56.50	Account Closed - Customer Refund
050237	11/20/2019	CRFARTT	ARTHUR TRUONG	6.15	Account Closed - Customer Refund
050238	11/20/2019	CRFCAL	CALATLANTIC TITLE	69.47	Account Closed - Customer Refund
050239	11/20/2019	CRFCAL	CALATLANTIC TITLE	4.59	Account Closed - Customer Refund
050240	11/20/2019	CRFFIR2	FIRST AMERICAN TITLE CO	7.11	Account Closed - Customer Refund
050241	11/20/2019	CRFFTC	FIRST AMERICAN TITLE COMPANY	14.14	Account Closed - Customer Refund

050242	11/20/2019	CRFIR2	FIRST AMERICAN TITLE	207.34	Account Closed - Customer Refund
050243	11/20/2019	CRFISB	ISABEL BERRY	36.79	Account Closed - Customer Refund
050244	11/20/2019	CRFMABA	MARY BATTERSHELL	27.62	Account Closed - Customer Refund
050245	11/20/2019	DITCH 3	DITCH WITCH WEST	8,231.17	Repairs & Maintenance - Vector Engine Frame
050246	11/20/2019	DMV	DMV	3.00	
050247	11/20/2019	EMPLOYEE	EMPLOYEE BASED SYSTEMS	200.00	
050248	11/20/2019	KAISER2	THE PERMANENTE MEDICAL	230.00	
050249	11/20/2019	KEVIN Y	KEVIN YOUNG CONCRETE	2,785.00	Contracted Services - Demo, Remove & Replace Broken Concrete
050250	11/20/2019	MARR	MARR PROPERTIES, LLC.	95.54	Account Closed - Customer Refund
050251	11/20/2019	NTS	NTS MIKEDON, LLC	125.00	
050252	11/20/2019	OLD RE1	OLD REPUBLIC TITLE	92.47	Account Closed - Customer Refund
050253	11/20/2019	PACE	PACE SUPPLY CORP	604.89	Materials & Supplies - Distribution
050254	11/20/2019	PEST	PEST CONTROL CENTER INC	160.00	
050255	11/20/2019	PG&E	PACIFIC GAS & ELECTRIC	23.38	
050256	11/20/2019	RGS	REGIONAL GOVERNMENT	3,300.00	Board Policies
050257	11/20/2019	SAC 5	SACRAMENTO COUNTY	8.00	Lien Release
050258	11/20/2019	SAC 5	SACRAMENTO COUNTY	8.00	Lien Release
050259	11/20/2019	SAC 5	SACRAMENTO COUNTY	8.00	Lien Release
050260	11/20/2019	SAC 5	SACRAMENTO COUNTY	8.00	Lien Release
050261	11/20/2019	SAC BEE	THE SACRAMENTO BEE	400.00	Advertising - Operator In Training
050262	11/20/2019	SIERRA	SIERRA OFFICE SUPPLIES	468.16	
050263	11/20/2019	SWRCB	SWRCB	2,572.00	Annual Water Permit Fees Required by Section 13260 & 13269
050264	11/20/2019	ZIVARO	ZIVARO INC.	3,388.32	Software for Virtual Machine Management
050265	11/20/2019	ZOOM	ZOOM IMAGING SOLUTIONS, INC	395.12	

Total: 779,224.23

**FLORIN RESOURCE CONSERVATION DISTRICT/ELK GROVE WATER DISTRICT
BOARD AND EMPLOYEE MONTHLY EXPENSE/REIMBURSEMENTS**

11/30/2019

INDIVIDUAL	DESCRIPTION	AMOUNT PAID
Travis Franklin	Meals, Mileage, Uber - AWWA Conference	\$143.00
David Frederick	Cross Connection Control Exam	\$155.00
Bruce Kamilos	Flood MAR Public Forum	\$150.00
Mark J. Madison	Flood MAR Public Forum	\$150.00
Tom Nelson	Flood MAR Public Forum	\$150.00
		\$748.00

**Elk Grove Water District
Active Account Information
11/30/2019**

	JULY	AUG	SEPT	OCT	NOV	DEC	JAN	FEB	MAR	APR	MAY	JUNE
Water Accounts:												
Metered												
Residential	11,857	11,891	11,889	11,905	11,941							
Commercial	363	363	365	365	362							
Irrigation	170	170	170	173	175							
Fire Service	181	181	181	183	181							
Total Accounts	12,571	12,605	12,605	12,626	12,659	-	-	-	-	-	-	-

**Elk Grove Water District
Active Account Information
FY 2018/2019**

	JULY	AUG	SEPT	OCT	NOV	DEC	JAN	FEB	MAR	APR	MAY	JUNE
Water Accounts:												
Metered												
Residential	11,799	11,819	11,800	11,810	11,800	11,808	11,803	11,800	11,824	11,844	11,830	11,842
Commercial	532	363	366	363	364	363	363	362	362	363	362	362
Irrigation		166	166	169	169	169	169	167	168	169	170	170
Fire Service	178	177	178	179	179	179	179	178	179	179	181	181
Total Accounts	12,509	12,525	12,510	12,521	12,512	12,519	12,514	12,507	12,533	12,555	12,543	12,555

Elk Grove Water District

Bond Covenant Status

For Fiscal Year 2019-20

As of 11/30/2019

Adjusted for Prepayments

Operating Revenues:

Charges for Services	\$	7,866,354
-----------------------------	----	-----------

Operating Expenses:

Salaries & Benefits (2)		1,517,999
Seminars, Conventions and Travel		15,170
Office & Operational		557,464
Purchased Water		1,436,977
Outside Services		295,352
Equipment Rent, Taxes, and Utilities		218,076
Total Operating Expenses		4,041,038

Net Operating Income	\$	3,825,316
-----------------------------	----	-----------

Annual Interest & Principal Payments		
\$3,826,739	\$	1,594,475 (1)

Debt Service Coverage Ratio, YTD Only:	2.40
---	-------------

Required	1.15
-----------------	-------------

Notes:

1. **Reflects budget divided by number of months year to date.**
However, first Principal/Interest Payments made in September.
Projected Annual Budget Coverage Ratio is **1.38**
2. Reflects only YTD due to CalPERS, not entire prepayment for year.

**Elk Grove Water District
Year to Date Revenues and Expenses Compared to Budget
As of 11/30/2019**

	General Ledger Reference	YTD Activity	Annual Budget	5/12=41.67% Variance	% Realized
Revenues	4100 - 4900	\$ 7,866,354	\$ 15,172,243	\$ (7,305,889)	51.85%
Salaries & Benefits	5100 - 5280	1,714,517	4,332,850	(2,618,333)	39.57%
less Capitalized Labor		(96,759)	(424,667)	327,908	22.78%
Less CalPERS Prepayment for Remainder of Year: (3)		(99,759)			
Adjusted Salaries and Benefits:		\$ 1,517,999	\$ 3,908,183	(2,390,184)	38.84%
Seminars, Conventions and Travel	5300 - 5350	15,170	51,124	(35,954)	29.67%
Office & Operational	5410 - 5494	557,464	1,208,164	(650,700)	46.14%
Purchased Water est. (4)	5495 - 5495	1,436,977	3,135,689	(1,698,712)	45.83%
Outside Services	5505 - 5580	295,352	1,160,573	(865,221)	25.45%
Equipment Rent, Taxes, Utilities	5620 - 5760	218,076	416,200	(198,124)	52.40%
Total Operational Expenses		\$ 4,041,038	\$ 9,879,933	\$ (5,838,895)	40.90%
Net Operating Income		\$ 3,825,316	\$ 5,292,310	\$ (1,466,994)	72.28%
Non-Operating Revenues					
Interest Received	9910 - 9910	71,997	100,000	(28,003)	72.00%
Unrealized Gains/Losses	9911 - 9911	27,198	-	27,198	100.00%
Other Income/Expense	9920 - 9973	23,745	-	23,745	100.00%
Total Non-Operating Revenues		\$ 122,939	\$ 100,000	\$ 22,939	122.94%
Non-Operating Expenses					
Election Costs	9950 - 9950	-	-	-	0.00%
All other Non-Operating Expenses					
Capital Expenses (2):					
Capital Improvements	1705 - 1760	84,429	400,000	(315,571)	21.11%
Capital Replacements	1705 - 1760	218,842	1,338,000	(1,119,158)	16.36%
Unforeseen Capital Projects	1705 - 1760	11,923	100,000	(88,077)	11.92%
Capital Expenses:		\$ 315,194	\$ 1,838,000	\$ (1,522,806)	17.15%
Bond Interest Accrued (1)	7300 - 7300	692,391	1,661,739	(969,348)	41.67%
Total Non Operating Expenses		\$ 1,007,585	\$ 3,499,739	\$ (2,492,154)	28.79%
Revenues in Excess of All Expenditures, including Capital		\$ 2,940,670	\$ 1,892,571	\$ 1,048,099	155.38%
Bond Retirement (1):		\$ 902,083	\$ 2,165,000	\$ (1,262,917)	41.67%
Net Position after Capital and Debt Retirement Expenditures		\$ 2,038,587	\$ (272,429)	\$ 2,311,016	

Notes:

- Bond retirement payments are made two times a year in September and March
- YTD Activity includes \$96,759 in capitalized labor charged to capital projects
- The District prepays CalPERS for the employers' share of retirement costs for the entire year
By doing this, the District saves approximately 3.56% in its total CalPERS payments for the year
The adjusted salaries and benefits above shows what salaries and benefits would be if only the amount due to CalPERS YTD was paid YTD, with no prepayment
- There is a lag in water billings from the Sacramento County Water Agency. Included above is an estimate of costs to date based on water used

**Florin Resource Conservation District
CASH - Detail Schedule of Investments
11/30/2019**

<u>G/L Account Fund</u> <u>HELD BY BOND TRUSTEE:</u>	<u>Account number / name</u>	<u>Investment Name</u>	<u>Investment Type</u>	<u>Restrictions</u>	<u>Market Value</u>				
1110-000-20 Water	BNY 892744 FRCD 2014A DEBT SERVICE	Dreyfus Inst Treasury	MM Mutual Fund	Restricted	0.00				
1112-000-20 Water	BNY 743850 FRCD 2016A DEBT SERVICE	Dreyfus Inst Treasury	MM Mutual Fund	Restricted					
				Subtotal	\$ -				
1001-000-20 Water	Cash on Hand			Unrestricted	\$ 300.00				
HELD BY F&M BANK:									
1011-000-10 FRCD	F&M 08-032009-01 CHECKING ACCOUNT			Unrestricted	109.26				
1011-000-20 Water	F&M 08-032017-01 OPERATING ACCOUNT			Unrestricted	809,921.94				
1084-000-20 Water	F&M 08-03201702-31 MONEY MARKET		1.41%	Unrestricted	3,407,649.43				
1031-000-20 Water	F&M 08-032912-01 CREDIT CARD ACCOUNT			Unrestricted	249,123.40				
1061-000-20 Water	F&M 08-032890-01 PAYROLL ACCOUNT			Unrestricted	182,397.63				
1071-000-20 Water	F&M 08-032920-01 DRAFTS ACCOUNT			Unrestricted	258,462.19				
				Subtotal	\$ 4,907,663.85				
INVESTMENTS									
1080-000-20 Water	Office of the Treasurer - Sacramento California	LAIF	Investment Pool	Unrestricted	\$ 3,582,728.08				
1081-000-20 Water	CALTrust Medium Term		Investment	Unrestricted	\$ 1,342,010.59				
1082-000-20 Water									
	<u>PURCHASE DATE</u>	<u>CUSIP</u>	<u>ISSUED BY</u>	<u>CALL DATE</u>	<u>MATURITY DATE</u>	<u>% of Portfolio</u>	<u>Current Yield</u>	<u>COST BASIS</u>	<u>MARKET VALUE</u>
	9/30/2016	N/A	Union Bank of California	N/A	N/A	1.61%	0.35%	\$ 130,696.77	\$ 130,696.77
	6/30/2016	3136G3SR7	Federal National Mortgage Association (FNMA)	12/30/16 - qrtly	12/30/2019	15.160%	1.380%	\$ 1,000,000.00	\$ 999,730.00
	9/30/2016	3136G4DB6	Federal National Mortgage Association (FNMA)	3/30/17 - qrtly	3/30/2020	15.120%	1.250%	\$ 1,000,000.00	\$ 998,680.00
	6/9/2016	3133EGCP8	Federal Farm Credit Banks (FFCB)	9/1/16 - cont.	12/1/2020	15.090%	1.630%	\$ 1,000,000.00	\$ 997,960.00
	6/16/2016	3136G3PY5	Federal National Mortgage Association (FNMA)	12/16/16 - qrtly	12/16/2020	15.110%	1.550%	\$ 1,000,000.00	\$ 997,350.00
	9/30/2016	3136G4CY7	Federal National Mortgage Association (FNMA)	3/30/17 - qrtly	9/30/2021	7.53%	1.510%	\$ 500,000.00	\$ 496,855.00
	11/25/2019	3130AHK85	Federal Home Loan Bank (FHLB)	11/25/20 - qrtly	11/25/2022	15.10%	1.820%	\$ 1,000,000.00	\$ 999,780.00
	11/18/2019	3134GURG7	Federal National Mortgage Association (FNMA)	02/18/20 - qrtly	8/18/2023	15.12%	2.000%	\$ 1,000,000.00	\$ 1,000,230.00
								\$ 6,630,696.77	\$ 6,621,281.77
				Total					\$ 16,453,984.29
				Total Restricted					\$ -
				Total Unrestricted					\$ 16,453,984.29

YTM = Yield to Maturity
 qrtly = quarterly
 cont. = continuous

**Consultant Expenses
11/30/2019**

Fiscal Retainer Contracts

Consultant	Description	Total Contract	Current Month	Paid to date	2019-2020 FY Budget	Percent of year (42%)
JRG Attorneys, LLP	Task orders	TBD	\$ 19,452	\$ 37,928		
Murphy Austin Adams Schoenfeld LLP	Task orders	TBD				
Liebert Cassidy Whitmore	Task orders	TBD		\$ 2,218		
Total			\$ 19,452	\$ 40,146	\$ 175,000	22.94%
Solutions by BG, Inc.	Task orders	725,050	\$ 17,963	\$ 88,834	\$ 253,500	35.04%

Major Contracts

Consultant	Description	Total Contract	Current Month	Paid to date	2018-2019 FY Budget	Percent of Contract Amount
------------	-------------	----------------	---------------	--------------	---------------------	----------------------------

**Elk Grove Water District
Major Capital Improvement Project
Budget vs Actuals
11/30/2019**

Capital Project	Total Project Budget	Total Project Exp to Date	Percent Spent	Capitalized Labor	Fund Type	Project Type	2019-20 Budget	Nov Project Exp	Total YTD (1)	YTD % Spent
Backyard Water Mains/Service Replacement	\$ 1,684,000	\$ 681,124	40.45%	\$ 95,934	R&R	Supply/Distribution	\$ 1,240,000	\$ 31,389	\$ 217,697	17.56%
Well Rehabilitation Program	98,000	-	0.00%	-	R&R	Supply/Distribution	98,000	-	-	0.00%
Service Line Replacements	750,000	703,093	93.75%	825	R&R	Supply/Distribution	-	-	1,145	100.00% (2)
Well 3 Pump Replacement	125,000	-	0.00%	-	CIP	Treatment	125,000	-	-	0.00%
Well 4D Radio Antenna	30,000	-	0.00%	-	CIP	Treatment	30,000	-	-	0.00%
RRWTP Variable Frequency Drives	75,000	231	0.31%	-	CIP	Treatment	75,000	-	231	0.31%
Truck Replacements	120,000	-	0.00%	-	CIP	Building and Site	120,000	-	84,197	70.16%
HWTP Roof Replacement	20,000	-	0.00%	-	CIP	Building and Site	20,000	-	-	0.00%
I.T. Servers	30,000	-	0.00%	-	CIP	Building and Site	30,000	-	-	0.00%
Unforeseen Capital Projects	100,000	-	0.00%	-	-	-	100,000	11,923	11,923	11.92% (3)
Sub-Total	\$ 3,032,000	\$ 1,384,448	45.66%	\$ 96,759			\$ 1,838,000	\$ 43,312	\$ 315,194	17.15%

(1) Includes \$96,759 in capitalized labor through 11/30/19

(2) Capital projects budgeted for in prior years, however, work carried over and completed in current year.

(3) Includes unforeseen capital projects, including: Mr. Security Camera

Total \$ 11,923

December 17, 2019

TO: Chair and Directors of the Florin Resource Conservation District
FROM: Jeff Ramos, Interim Program Manager
SUBJECT: **LEGISLATIVE UPDATE**

RECOMMENDATION

This item is presented for information only. No action by the Florin Resource Conservation District Board of Directors is proposed at this time.

SUMMARY

The California Legislature is currently out of session on interim and will reconvene on Monday, January 6, 2020. Ryan Ojakian, Legislative and Regulatory Affairs Manager with the Regional Water Authority (RWA), will present a legislative/regulatory update to the Florin Resource Conservation District (FRCD) Board of Directors (Board).

DISCUSSION

Background

The Board is periodically updated on legislative and regulatory issues.

Present Situation

The California Legislature is currently out of session on interim and will reconvene on Monday, January 6, 2020. Major upcoming legislative deadlines are as follows:

Upcoming Legislative Deadlines

January Deadlines:

Jan. 6 Legislature reconvenes.
Jan. 31 Last day for two-year bills to pass out of their house of origin.

February Deadlines:

Feb. 21 Last day for new bills to be introduced.

Ryan Ojakian, Legislative and Regulatory Affairs Manager with RWA, will present a legislative/regulatory update to the Board.

LEGISLATIVE UPDATE

Page 2

Among the issues that Mr. Ojakian will discuss are the following:

1. Water Affordability – Achieving the Human Right to Water in California
2. Water Resiliency Planning
3. State Water Resources Control Board monthly reporting by urban water suppliers
4. RWA's update to its Legislative and Regulatory Priority and Policy Issues
 - a. Climate Change Water Supply/Demand Study
5. Proposed State Water Loss Regulations
6. Potential Future Grant Funding

ENVIRONMENTAL CONSIDERATIONS

There are no direct environmental considerations associated with this report.

STRATEGIC PLAN CONFORMITY

Tracking active legislation complies with the District's Regulatory Compliance goals of the Elk Grove Water District's 2012-2017 Strategic Plan.

FINANCIAL SUMMARY

There is no direct financial impact associated with this report.

Respectfully submitted,



JEFF RAMOS
INTERIM PROGRAM MANAGER

December 17, 2019

TO: Chair and Directors of the Florin Resource Conservation District
FROM: Stefani Phillips, Board Secretary
SUBJECT: **COMMITTEE MEETINGS**

RECOMMENDATION

This item is presented for information only. No action by the Florin Resource Conservation District Board of Directors is proposed at this time.

SUMMARY

The Florin Resource Conservation District (FRCD) Board of Directors (Board) has requested a monthly summary of committee meetings. No committee meetings were held in the month of November.

DISCUSSION

Background

At the Regular Board Meeting held on May 27, 2015, the Board determined committee meeting minutes be brought to the FRCD Regular Board Meeting and placed under agenda item Committee Meetings. The agenda item Committee Meetings, was placed after agenda item Consent Calendar for approval. This item may be moved within the agenda, if necessary, by direction from the Chair. The committee meeting minutes shall be accepted by the Board.

Present Situation

No committee meetings were held in the month of November.

ENVIRONMENTAL CONSIDERATIONS

There are no direct environmental considerations associated with this report.

COMMITTEE MEETINGS

Page 2

STRATEGIC PLAN CONFORMITY

This item is in keeping with the District's Business Practice goals of the 2012-2017 Strategic Plan.

FINANCIAL SUMMARY

There is no financial impact associated with this item at this time.

Respectfully Submitted,



STEFANI PHILLIPS,
BOARD SECRETARY

December 17, 2019

TO: Chair and Directors of the Florin Resource Conservation District
FROM: Mark J. Madison, General Manager
SUBJECT: **ELK GROVE WATER DISTRICT OPERATIONS REPORT – NOVEMBER 2019**

RECOMMENDATION

This item is presented for information only. No action by the Florin Resource Conservation District Board of Directors is proposed at this time.

SUMMARY

The Elk Grove Water District (EGWD) Operations Report is a standing item on the regular board meeting agenda.

All regulatory requirements were met for the month of November. Other notable events are described below.

DISCUSSION

Background

Every month, staff presents an update of the activities related to the operations of the EGWD. Included for the Florin Resource Conservation District (FRCD) Board of Director's (Board) review is the EGWD's November 2019 Operations Report.

Present Situation

The EGWD November 2019 Operations Report highlights are as follows:

- **Operations Activities Summary** – Six hundred sixty-three (663) door hangers were placed for past due balances which resulted in zero shutoffs. (EGWD has a practice of not shutting off customers in November and December during the holidays.) We received three (3) water pressure complaints and one (1) water quality complaint. Upon further inspection, none of the complaints were validated.
- **Production** – The Combined Total Service Area 1 production graph on page 14 shows that production during the month of November increased 8.76 percent compared to November 2018 and is 1.28 percent less than what was produced in 2013. Year 2013 is the baseline year the State Water Quality Control Board

AGENDA ITEM No. 5

ELK GROVE WATER DISTRICT OPERATIONS REPORT – NOVEMBER 2019

Page 2

adopted for water usage. The Total Demand/Production for both service areas on page 15 shows that customer use during the month of November, compared to November 2013, was down by 1.77 percent.

- **Static and Pumping Level Graphs** – The fourth quarter soundings are shown and indicate that the static water levels in deeper zones have risen markedly compared to the fourth quarter of 2017. The shallow zones have also shown improvement.
- **Treatment (Compliance Reporting)** – All samples taken during the month are in compliance with all regulatory permit requirements. No exceedances of any maximum contaminant levels were found and all water supplied to EGWD's customers met or exceeded safe drinking water standards.
- **Corrective Maintenance Program** – The tables included in this section of the report also include certain activities completed to date. Below is a list of out-of-ordinary maintenance work completed in November:
 - Staff replaced a leaking discharge valve on the chlorine holding tank at the Hampton Water Treatment Plant.
 - Staff repaired a leaking pipe on a chemical pump at the Railroad Water Treatment Plant.
 - Staff aided with replacement of a variable frequency drive cooling fan at the Hampton Water Treatment Plant.
 - Staff repaired a malfunctioning generator coolant heater at the Railroad Water Treatment Plant.
 - Staff examined the cause behind a start failure at Well #14D Railroad.
- **Backflow Prevention Program 2019** – EGWD issued 58 testing notices for the month. Pursuant to the notices, 15 devices passed. Two (2) devices failed the initial test, of which one (1) passed on the second test and one (1) is in the process of being retested. Secondary notices were issued for forty-one (41) devices. The total number of delinquents is forty-two (42), which includes those that received secondary notices and one (1) device that remains delinquent from August.
- **Safety Meetings/Training** – Two (2) safety training sessions were conducted for the month which is compliant with Occupational Safety and Health Administration (OSHA) standards.

AGENDA ITEM No. 5

ELK GROVE WATER DISTRICT OPERATIONS REPORT – NOVEMBER 2019

Page 3

- **Service and Main Leaks Map** – There were zero service line leaks and one (1) main line leak during November.
- **System Pressures** – Pressures in Service Area 1 generally remained stable during the month of November. Pressures in Service Area 2, which are controlled by Sacramento County Water Agency, went up slightly from the previous month.

ENVIRONMENTAL CONSIDERATIONS

There are no direct environmental considerations associated with this report.

STRATEGIC PLAN CONFORMITY

The EGWD’s Strategic Plan addresses responsible business practices and the importance of providing the community with safe drinking water. The EGWD Operations Report is a key document for managing EGWD’s distribution and treatment system. The EGWD Operations Report assists EGWD toward its responsibility of delivering safe drinking water.

FINANCIAL SUMMARY

There is no financial impact associated with this report.

Respectfully submitted,



MARK J. MADISON
GENERAL MANAGER

MJM/ah


EGWD

OPERATIONS REPORT

November 2019



Elk
Grove
Water
District



Elk Grove Water District
Operations Report
Table of Contents

1. Operations Activities Summary	3
a. Door Hangers and Shut Off Tags	4
2. Production	
a. Active Well Sites & Intertie Connections Map	5
b. Monthly Production Graphs	
i. Well 1D School Street	6
ii. Well 4D Webb Street	7
iii. Well 11D Dino	8
iv. Well 14D Railroad	9
v. Well 3 Mar-Val	10
vi. Well 8 Williamson	11
vii. Well 9 Polhemus	12
viii. Well 13 Hampton	13
c. Combined Total Production	14
d. Total Demand/Production	15
e. EGWD Water Usage	16
f. EGWD Combined R-GPCD	17
3. Static and Pumping Level Graphs	
a. Well 1D School Street	18
b. Well 4D Webb Street	19
c. Well 11D Dino	20
d. Well 14D Railroad	21
e. Well 3 Mar-Val	22
f. Well 8 Williamson	23
g. Well 9 Polhemus	24
h. Well 13 Hampton	25
4. Regulatory Compliance	
a. Monthly Water Sample Report	26-30
b. Monthly Compliance Report	31-32
c. Monthly Summary of Distribution System Coliform Monitoring	33-34
d. Monthly Summary of the Hampton Groundwater Treatment Plant	35-36
e. Monthly Fluoridation Monitoring Report	37-38
5. Preventative Maintenance Program	
a. Ground Water Wells	39
b. Railroad Water Treatment and Storage Facility	40
c. Hampton Village Water Treatment Plant	41
d. Standby Generators	42
6. Backflow Prevention Program 2019	43
7. Safety Meetings/Training	44
8. Service and Main Leaks Map	45
9. Sample Station Areas Map	46
10. Sample Station Area(s) Pressure Monitoring	47-56

Operations Activities Summary

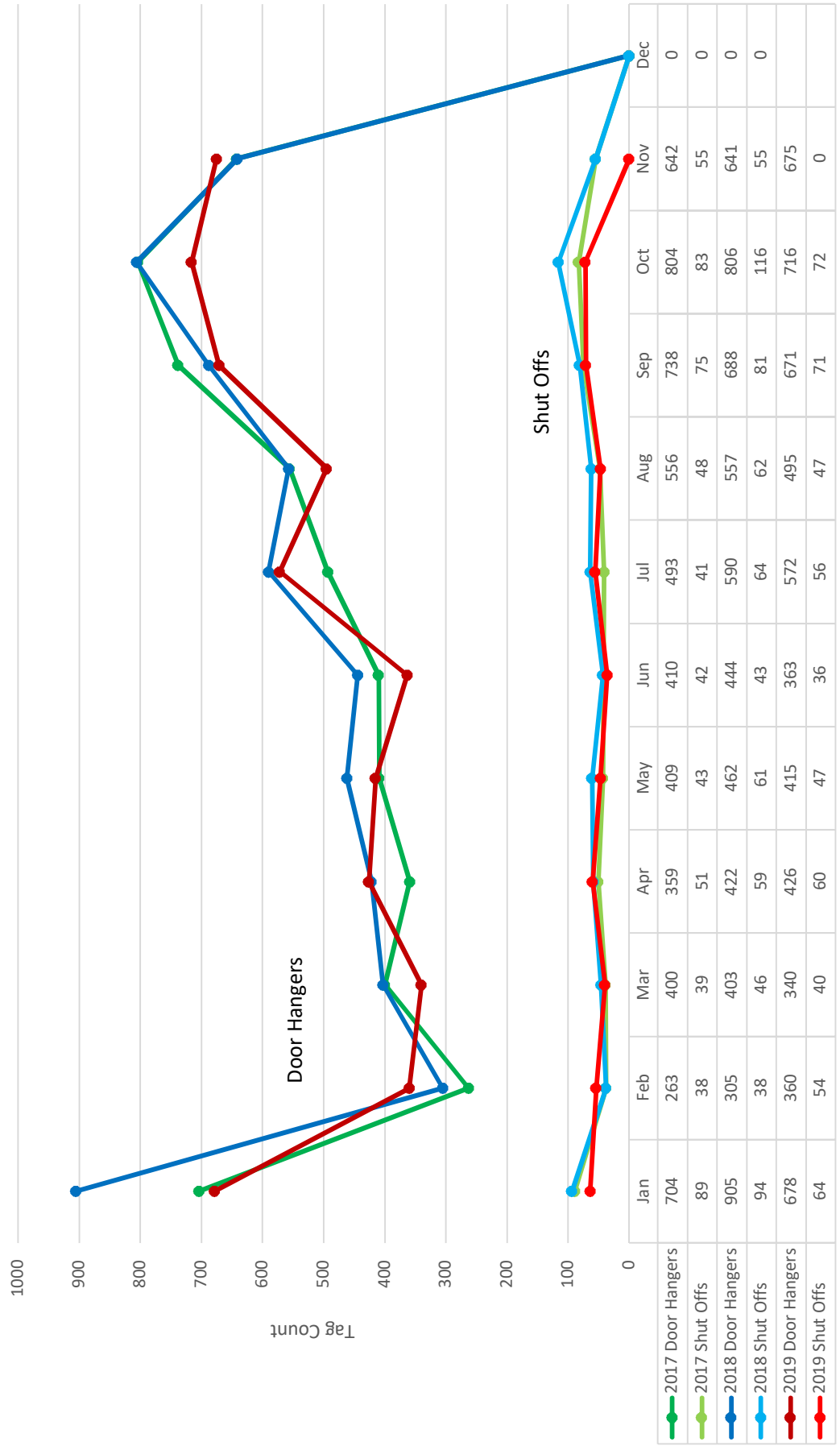
<u>Service Requests:</u>	November-19		YTD (Since Jan. 1, 2019)	
<u>Department</u>	<u>Service Request</u>	<u>Hours</u>	<u>Service Request</u>	<u>Hours</u>
Distribution				
Door Tags	663	26	5,753	305.25
Shut offs	0	0	566	163.05
Turn ons	0	0	618	247.15
Investigations	38	9.50	449	326.20
USA Locates	215	53.75	2,212	552.50
Customer Complaints				
-Pressure	3	1.50	24	11
-Water Quality	1	0.50	15	7.75
-Other	0	0	0	0

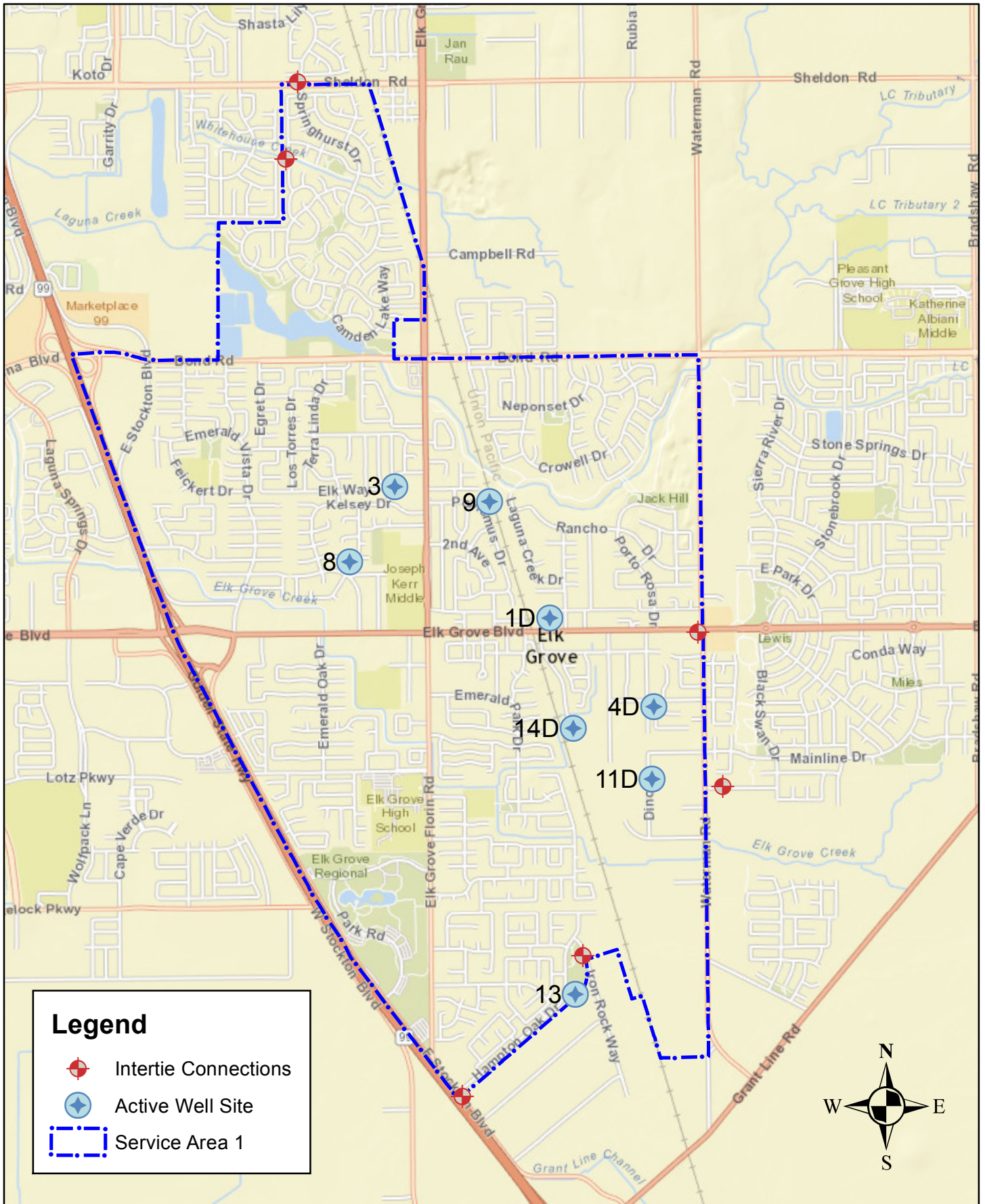
<u>Work Orders:</u>	November-19		YTD (Since Jan. 1, 2019)	
<u>Department</u>	<u>Work Orders</u>	<u>Hours</u>	<u>Work Orders</u>	<u>Hours</u>
Treatment:				
Preventative Maint.	35	104.50	257	691.50
Corrective Maint.	9	35	96	589.50
Water Samples	13	37	186	533
Distribution:				
Meters Installed	2	1	83	48
Meter Change Out	37	23.25	262	160.30
Preventative Maint.				
-Hydrant Maintenance (135)	138	33	1,482	337.25
-Valve Exercising (120)	120	24.50	1,445	244
-Other	0	0	0	0
Corrective Maint.				
-Leaks	1	26	32	433.75
-Other	5	1.25	170	186.25
Valve Locates	0	0	0	0
Utility:				
Corrective Maint.	0	0	0	0



Elk Grove Water District

Door Hangers and Shut Off Tags





Active Well Sites & Intertie Connections

Elk Grove Water District



Elk Grove Water District

Monthly Production

Well 1D School -- Nov. 2019

Selected Month Production
65,992 Gallons

Average GPM:
1,833

Motor:

Volts: 470
Volts (Rated): 460
RPM: 1790
RPM (Rated): 2115
Amps A: 180
Amps A (Rated): 222
Amps B: 180
Amps B (Rated): 222
Amps C: 175
Amps C (Rated): 222

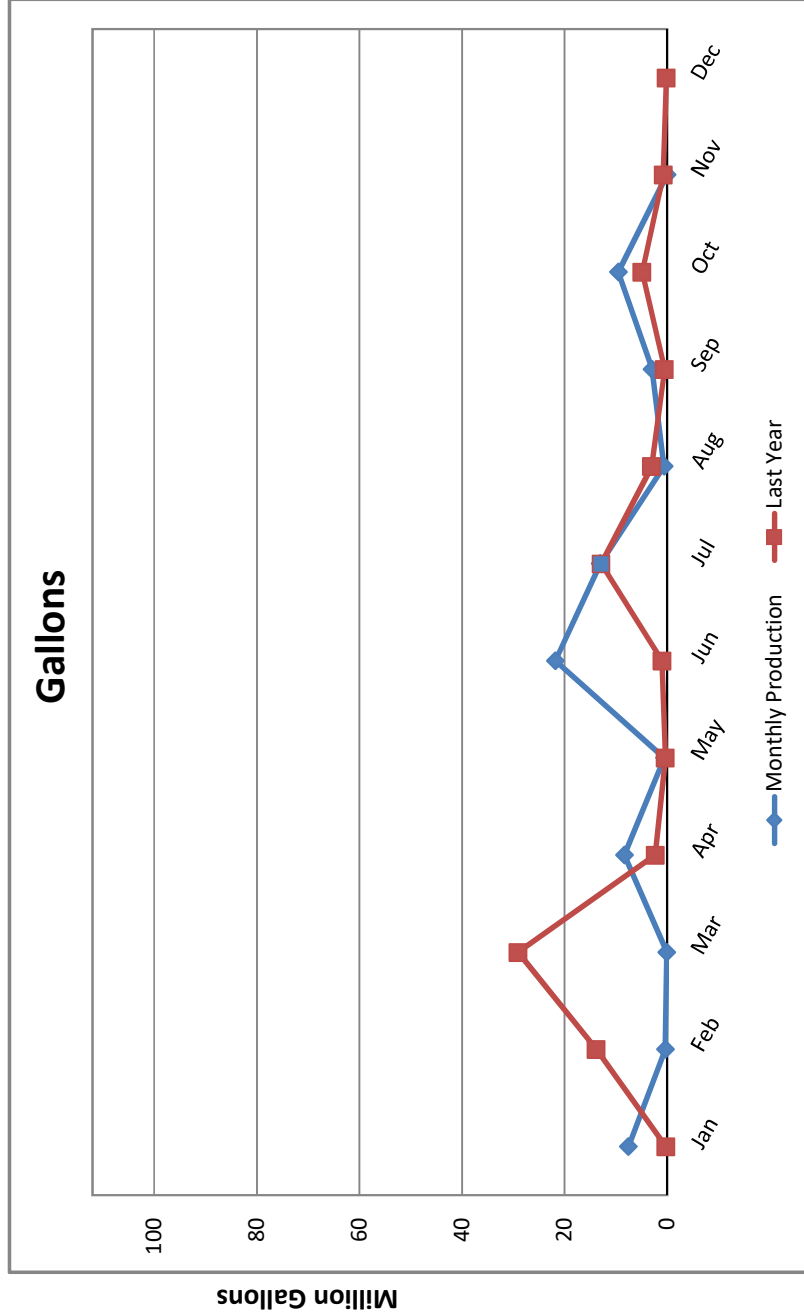
Motor Temp: 89.8 F
Hour Meter: 0.60
KW Hour Total: 400

Chlorine:

Dosing: 1.33 mg/L
Demand: 0.35 mg/L
Residual: 0.98 mg/L

Vibration Reading:

Base Line: 0.05 in/sec
Current: 0.04 in/sec





Elk Grove Water District

Monthly Production

Well 4D Webb -- Nov. 2019

Selected Month Production
29,354,027 Gallons

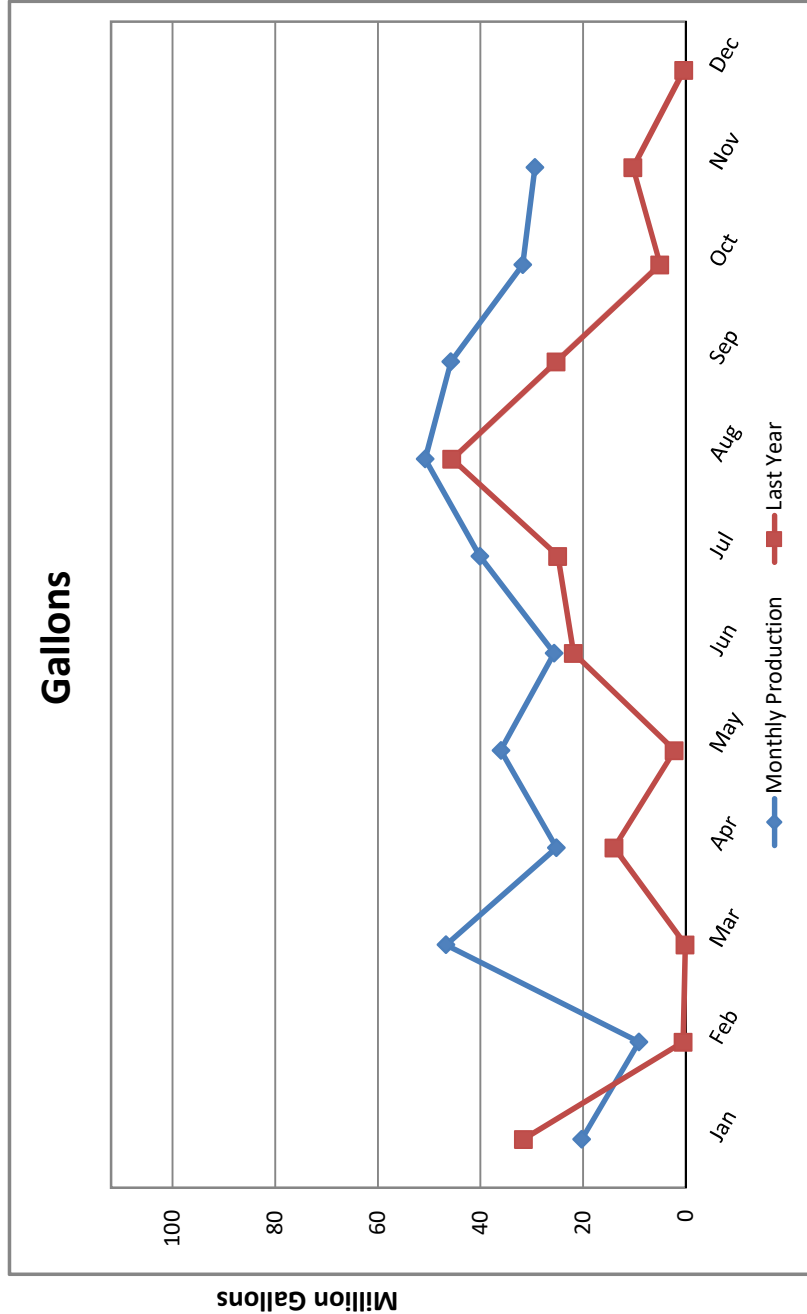
Average GPM:
1,704

Motor:
Volts: 479
Volts (Rated): 460
RPM: 1650
RPM (Rated): 1775
Amps A: 196
Amps A (Rated): 225
Amps B: 194
Amps B (Rated): 225
Amps C: 194
Amps C (Rated): 225

Motor Temp: 141.2 F
Hour Meter: 287.00
KW Hour Total: 39,960

Chlorine:
Dosing: 1.43 mg/L
Demand: 0.32 mg/L
Residual: 1.11 mg/L

Vibration Reading:
Base Line: 0.05 in/sec
Current: 0.03 in/sec





Elk Grove Water District

Monthly Production

Well 11D Dino -- Nov. 2019

Selected Month Production
10,961,455 Gallons

Average GPM:
1,694

Motor:

Volts: 479
 Volts (Rated): 460
 RPM: 1694
 RPM (Rated): 1775
 Amps A: 199
 Amps A (Rated): 225
 Amps B: 202
 Amps B (Rated): 225
 Amps C: 191
 Amps C (Rated): 225

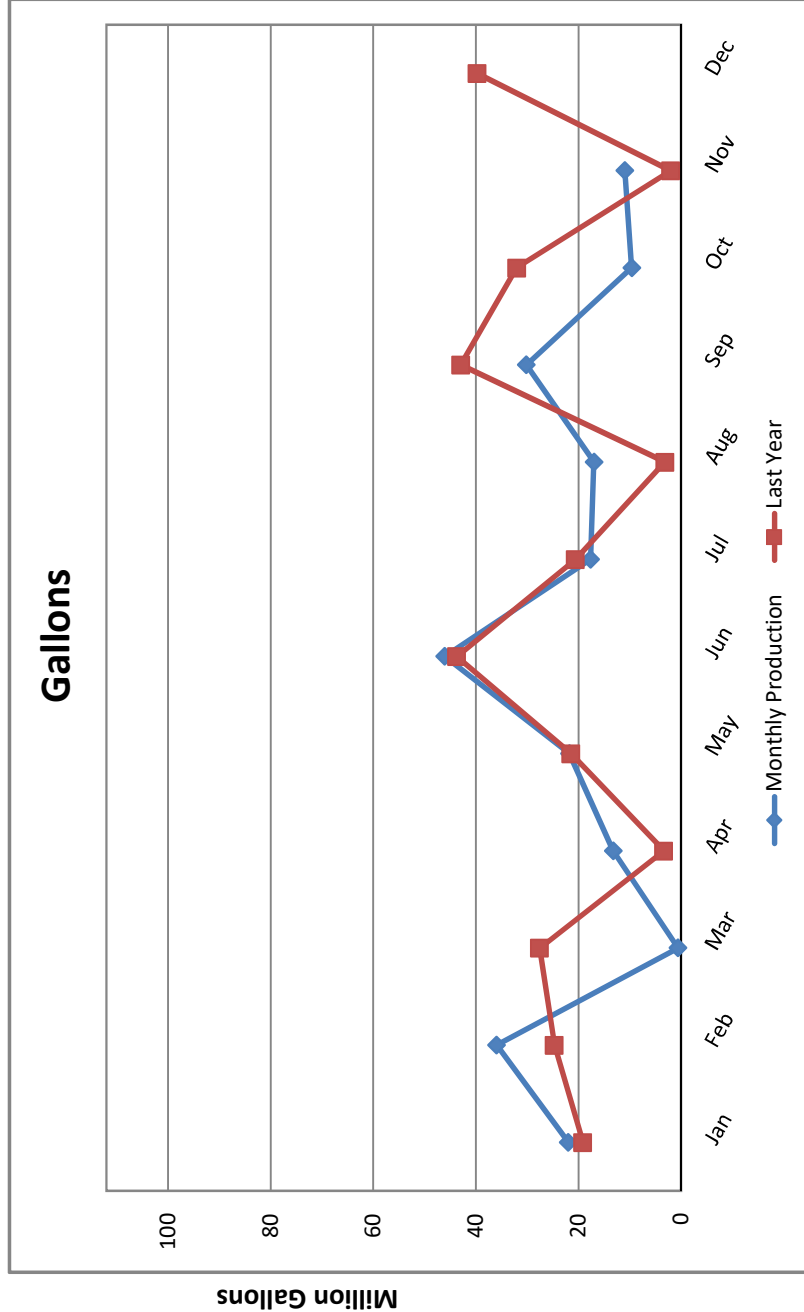
Motor Temp: 114.5 F
 Hour Meter: 107.80
 KW Hour Total: 18,240

Chlorine:

Dosing: 1.45 mg/L
 Demand: 0.51 mg/L
 Residual: 0.94 mg/L

Vibration Reading:

Base Line: 0.05 in/sec
 Current: 0.02 in/sec





Elk Grove Water District

Monthly Production

Well 14D Railroad -- Nov. 2019

Selected Month Production
32,033,537 Gallons

Average GPM:
1,492

Motor:

Volts: 479
Volts (Rated): 460
RPM: 1820
RPM (Rated): 1785
Amps A: 163
Amps A (Rated): 171
Amps B: 162
Amps B (Rated): 171
Amps C: 157
Amps C (Rated): 171

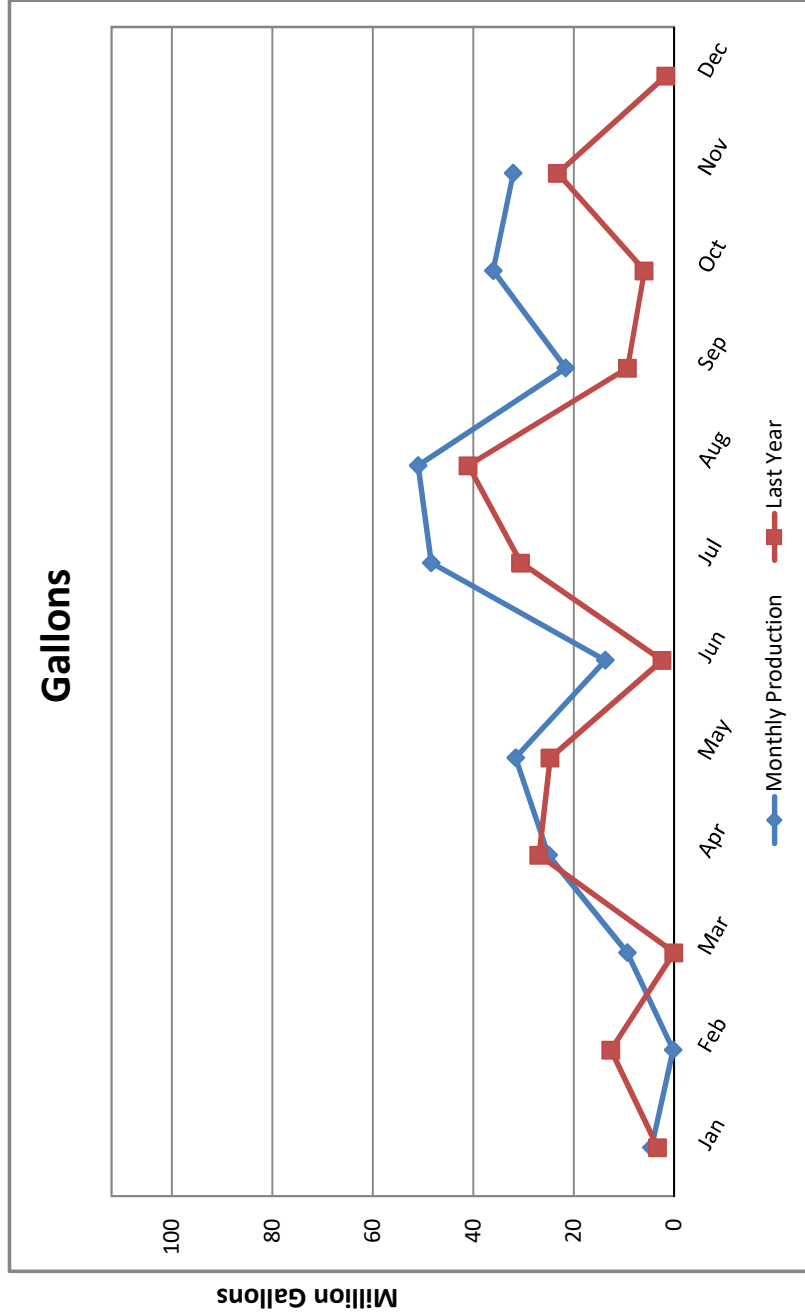
Motor Temp.: 135.1 F
Hour Meter: 357.70
KW Hour Total: 103,360
(KWH total is for the entire facility)

Chlorine:

Dosing: 1.6 mg/L
Demand: 0.77 mg/L
Residual: 0.83 mg/L

Vibration Reading:

Base Line: 0.02 in/sec
Current: 0.02 in/sec





Elk Grove Water District

Monthly Production

Well 3 Mar–Val -- Nov, 2019
(Well offline)

Selected Month Production
0 Gallons

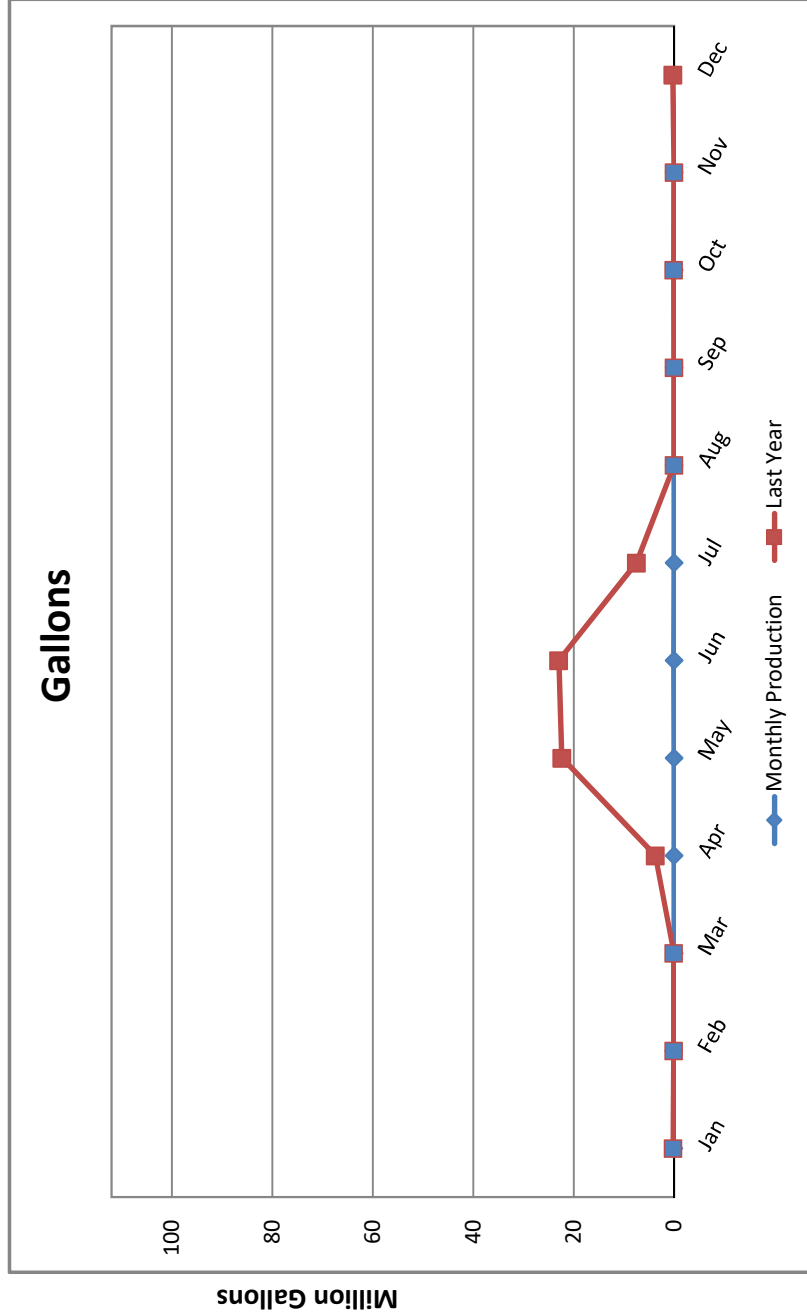
Average GPM: 0

Motor:
Volts: --
Volts (Rated): 460
RPM: --
RPM (Rated): 1983
Amps A: --
Amps A (Rated): 88
Amps B: --
Amps B (Rated): 88
Amps C: --
Amps C (Rated): 88

Motor Temp.: -- F
Hour Meter: 0.00
KW Hour Total: 0

Chlorine:
Dosing: -- mg/L
Demand: -- mg/L
Residual: -- mg/L

Vibration Reading:
Base Line: 0.02 in/sec
Current: -- in/sec





Elk Grove Water District

Monthly Production

Well 8 Williamson -- Nov. 2019
(Submersible)

Selected Month Production
460,274 Gallons

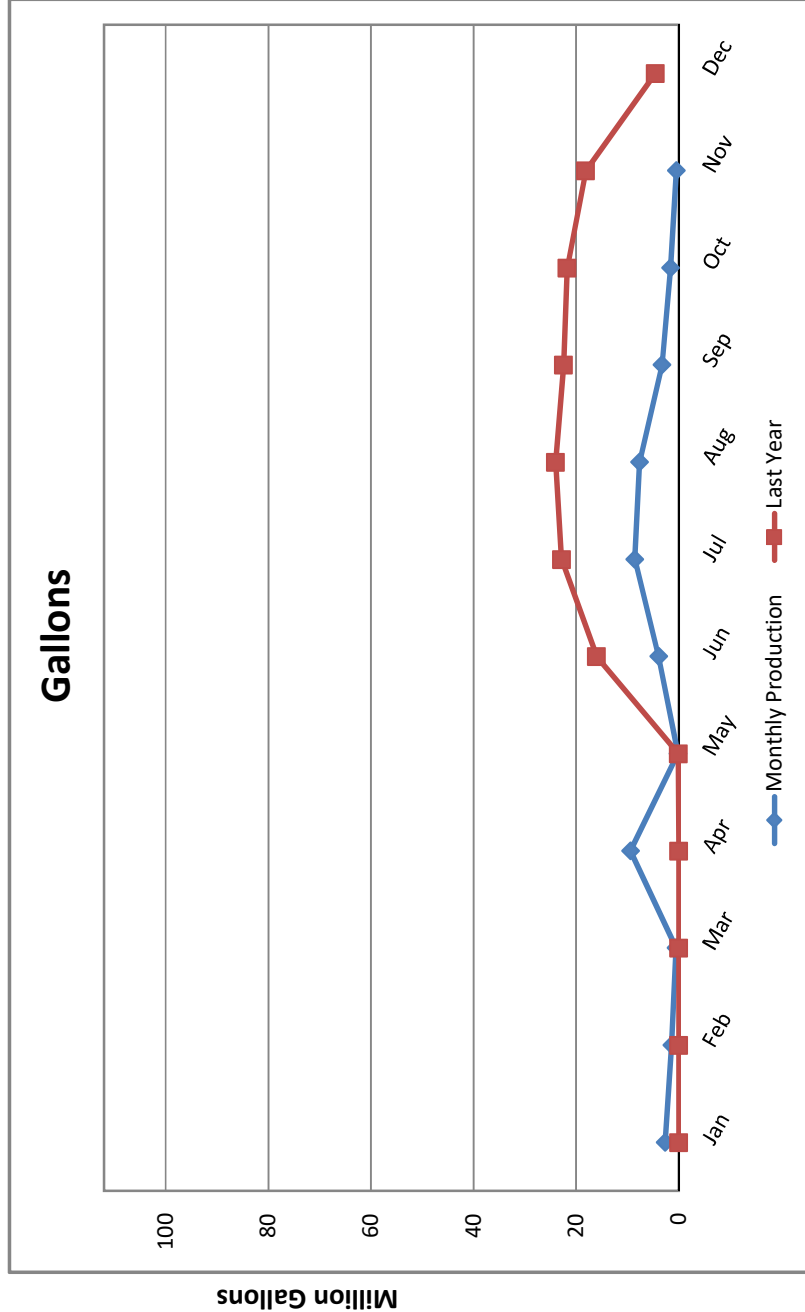
Average GPM: 548

Motor:
Volts: 461
Volts (Rated): 460

Amps A: 59
Amps A (Rated): 65
Amps B: 59
Amps B (Rated): 65
Amps C: 60
Amps C (Rated): 65

Hour Meter: 14.00
KW Hour Total: 619

Chlorine:
Dosing: 0.94 mg/L
Demand: 0.31 mg/L
Residual: 0.63 mg/L





Elk Grove Water District

Monthly Production

Well 9 Polhemus -- Nov. 2019
(Submersible)

Selected Month Production
7,000 Gallons

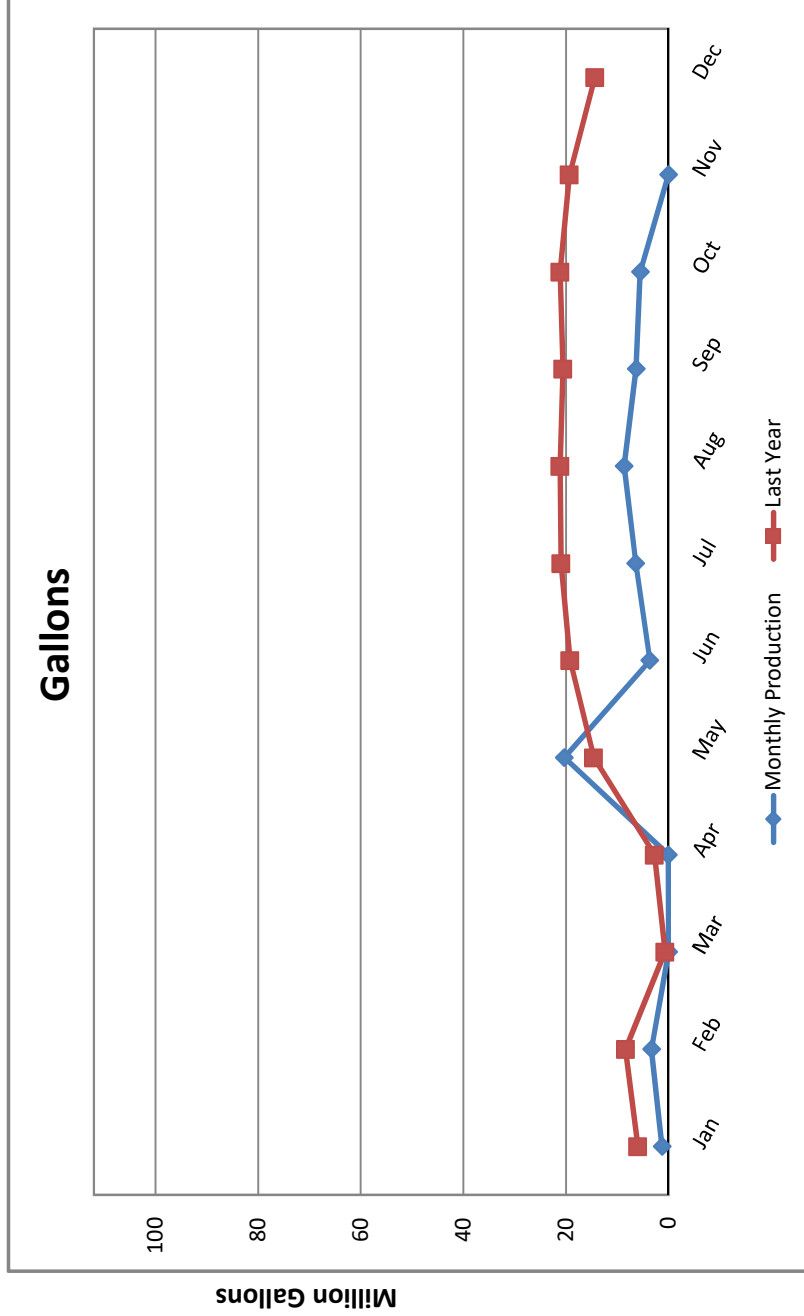
Average GPM: 388

Motor:
Volts: 479
Volts (Rated): 460

Amps A: 58
Amps A (Rated): 65
Amps B: 58
Amps B (Rated): 65
Amps C: 61
Amps C (Rated): 65

Hour Meter: 0.30
KW Hour Total: 92

Chlorine:
Dosing: 1.85 mg/L
Demand: 0.86 mg/L
Residual: 0.99 mg/L





Elk Grove Water District

Monthly Production

Well 13 Hampton -- Nov. 2019

Selected Month Production
32,933,883 Gallons

Average GPM: 963

Motor:

Volts: 481
 Volts (Rated): 460
 RPM: 1785
 RPM (Rated): 1785
 Amps A: 103
 Amps A (Rated): 141
 Amps B: 105
 Amps B (Rated): 141
 Amps C: 106
 Amps C (Rated): 141

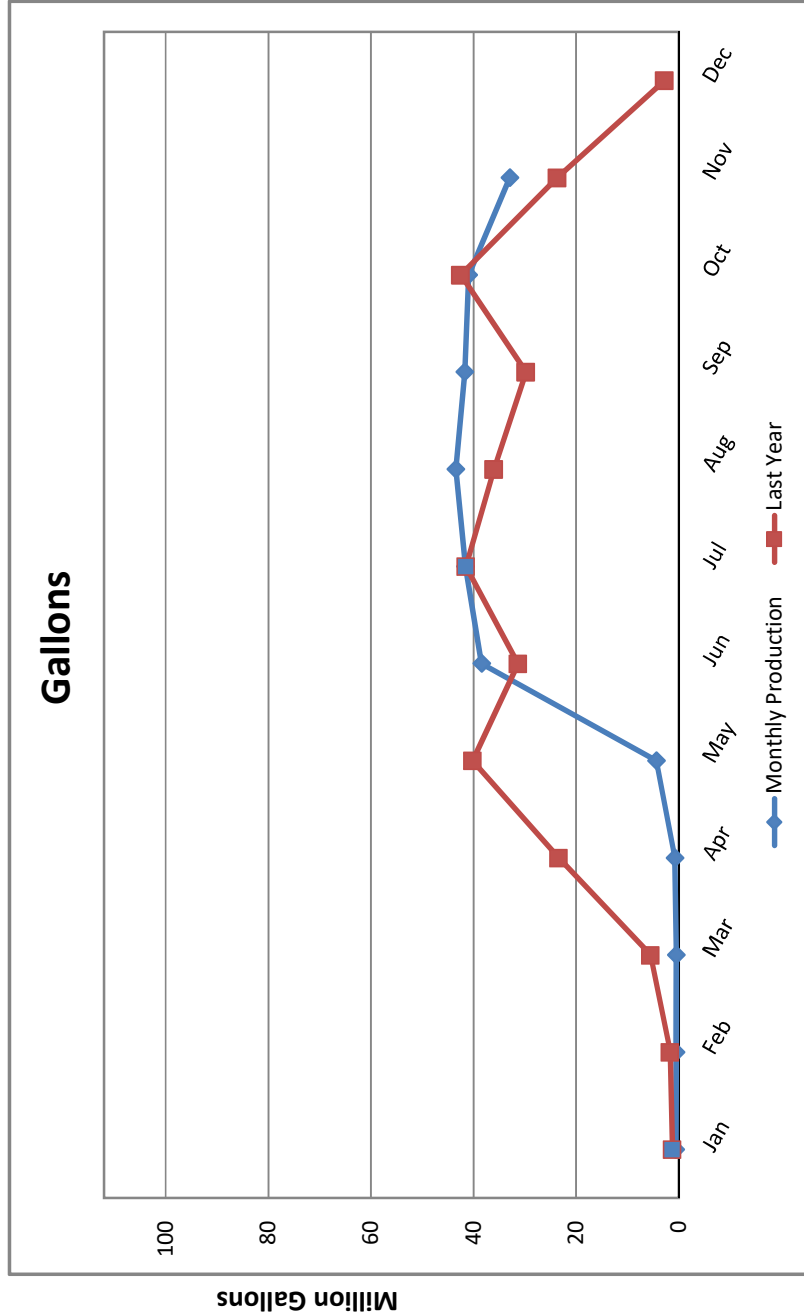
Motor Temp.: 143.2 F
 Hour Meter: 569.50
 KW Hour Total: 42,120

Chlorine:

Dosing: 1.3 mg/L
 Demand: 0.34 mg/L
 Residual: 0.96 mg/L

Vibration Reading:

Base Line: 0.02 in/sec
 Current: 0.06 in/sec





Elk Grove Water District

Combined Total Production

Service Area 1

Nov-2019

Current Month Production:

105,816,168 Gallons

Highest Day Demand of the Month:

4,324,634

Date of Occurrence

4-Nov-19

Highest Day Demand of the Calendar Year:

6,259,258

Date of Occurrence

27-Aug-19

"Water Year" Rainfall: (Oct-19 to Sep-20)

Current Month: 0.65 in

Year To Date: 0.65 in

"Water Year" Rainfall: (Oct-18 to Sep-19)

Nov. 2018: 2.47 in

Year To Date: 3.51 in

Last Year Total: 24.37 in

Temperature:

This Month High: 80 F

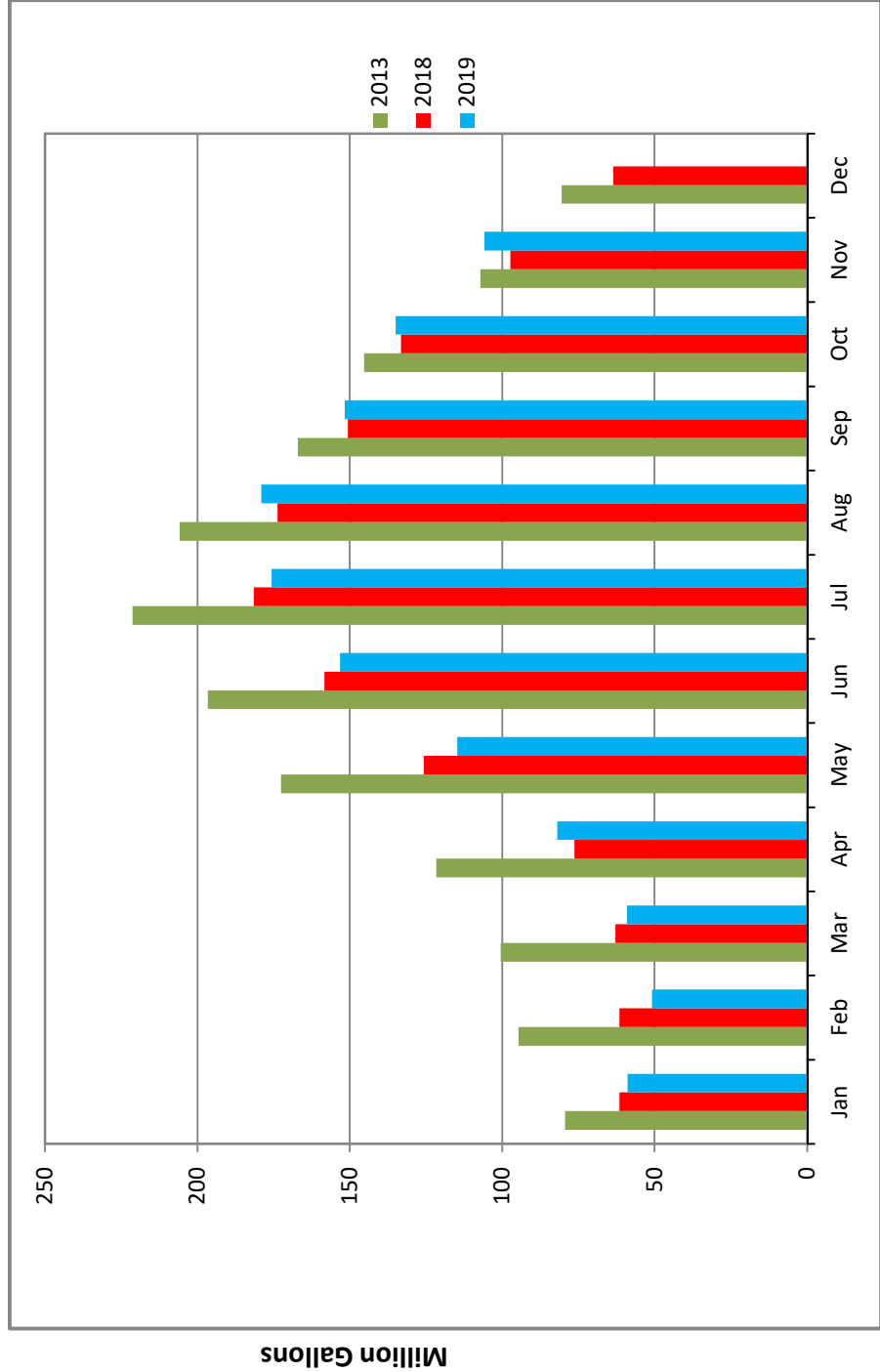
This Month Low: 31 F

This Month Average: 55.65 F

NOV-18 High: 83 F

NOV-18 Low: 31 F

NOV-18 Average: 54.05 F

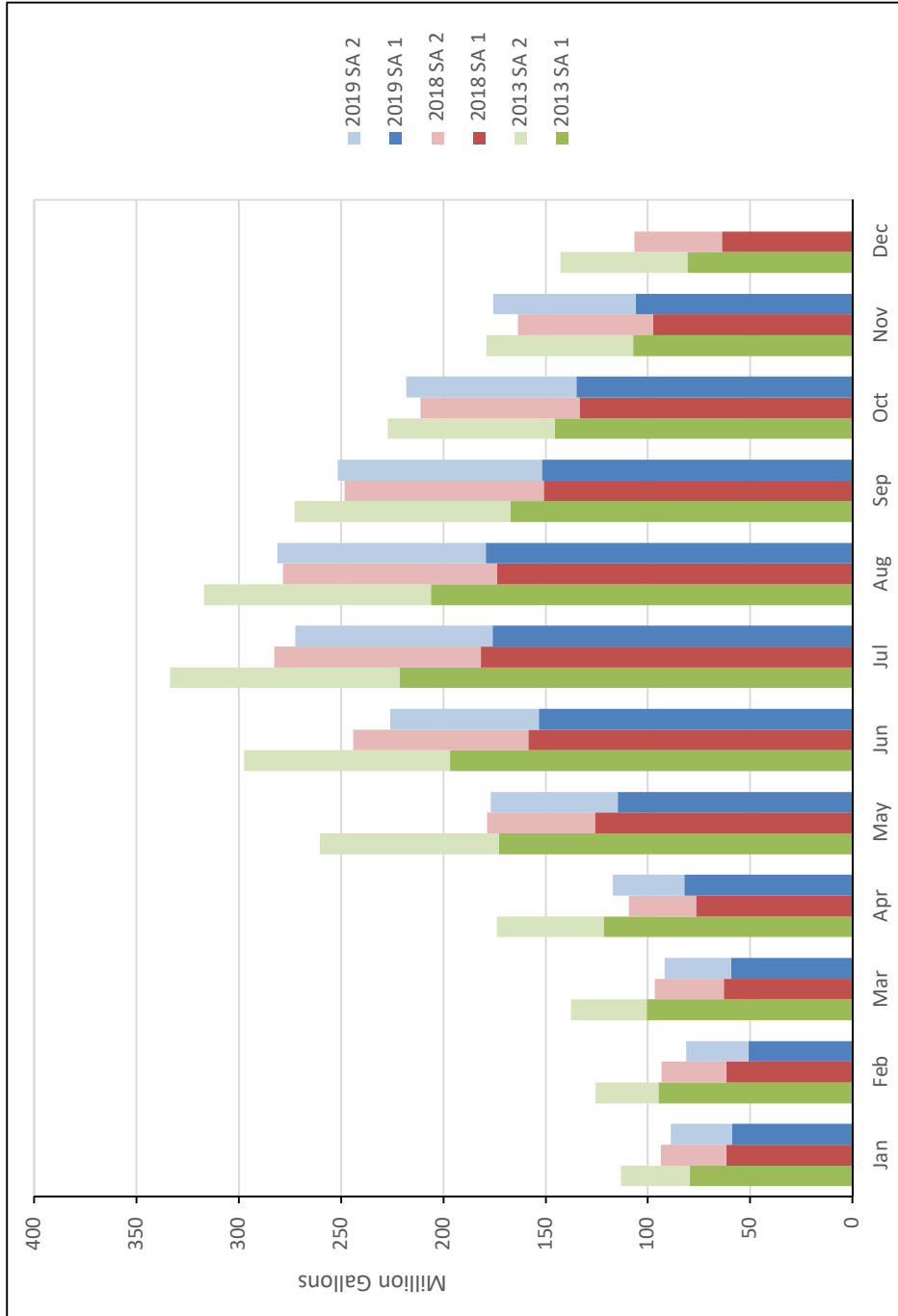




Elk Grove Water District

Total Demand/Production

Nov-2019



Current Month Demand/Production:

175,520,792 Gallons

Reduction From Nov 2013: 1.77%

GPCD: 128.9 Gallons per Day

R-GPCD: 99.2 Gallons per Day

Service Area 1

Active Connections: 7,935

Current Month Demand/Production:

105,816,168 Gallons

Reduction From Nov 2013: 1.28%

GPCD: 123.6 Gallons per Day

R-GPCD: 95.1 Gallons per Day

Service Area 2

Active Connections: 4,547

Current Month Demand/Production:

69,704,624 Gallons

Reduction From Nov 2013: 2.52%

GPCD: 137.9 Gallons per Day

R-GPCD: 107.6 Gallons per Day

Elk Grove Water District Water Usage

2013	Monthly Production (gallons)											
	January	February	March	April	May	June	July	August	September	October	November	December
GW (SA1)	68,254,916	81,368,191	100,542,522	121,613,523	172,623,839	196,557,137	221,335,388	205,830,850	166,997,536	145,352,530	107,186,459	80,494,167
Purchased (SA2)	33,769,956	30,929,052	36,942,972	51,911,200	87,470,372	100,709,224	112,128,192	110,885,764	105,417,136	81,665,892	71,505,060	62,165,532
Total	102,024,872	112,297,243	137,485,494	173,524,723	260,094,211	297,266,361	333,463,580	316,716,614	272,414,672	227,018,422	178,691,519	142,659,699
2015												
GW (SA1)	62,684,574	57,365,413	86,489,437	88,984,850	106,158,389	114,555,359	127,038,586	125,052,315	117,883,208	99,385,733	64,079,715	57,508,787
Purchased (SA2)	28,648,400	30,029,208	36,876,400	51,626,212	52,734,000	62,368,240	71,273,928	75,055,068	70,123,504	63,526,892	46,873,420	34,399,772
Total	91,332,974	87,394,621	123,365,837	140,611,062	158,892,389	176,923,599	198,312,514	200,107,383	188,006,712	162,912,625	110,953,135	91,908,559
2016												
GW (SA1)	54,579,679	53,455,693	56,776,025	80,317,655	110,937,338	148,518,660	164,758,463	159,501,571	140,200,584	99,019,629	63,087,762	59,635,559
Purchased (SA2)	27,516,676	26,507,624	27,531,636	34,054,196	51,071,196	75,541,268	96,246,656	93,992,184	86,904,136	75,682,640	37,088,084	28,894,492
Total	82,096,355	79,963,317	84,307,661	114,371,851	162,008,534	224,059,928	261,005,119	253,493,755	227,104,720	174,702,269	100,175,846	88,530,051
2017												
GW (SA1)	59,975,881	50,320,832	61,080,559	68,658,752	137,599,305	155,472,951	180,086,739	173,684,119	152,475,400	131,390,808	76,619,642	67,874,741
Purchased (SA2)	26,951,188	28,184,640	28,756,860	34,167,892	48,653,660	87,003,620	96,535,384	104,766,376	98,979,848	84,154,488	61,788,540	34,228,480
Total	86,925,069	78,505,472	89,837,419	102,826,644	186,252,965	242,476,571	276,622,123	278,450,495	251,455,248	215,545,296	138,408,182	102,103,221
2018												
GW (SA1)	61,547,751	61,558,850	62,848,303	76,267,144	125,703,221	158,313,394	181,467,446	173,737,676	150,609,278	133,163,991	97,294,654	63,631,042
Purchased (SA2)	31,925,388	31,512,492	33,779,680	32,989,792	52,692,860	85,679,660	101,031,612	104,457,452	97,400,072	77,996,204	66,116,468	42,849,180
Total	93,473,139	93,071,342	96,627,983	109,256,936	178,396,081	243,993,054	282,499,058	278,195,128	248,009,350	211,160,195	163,411,122	106,480,222
2019												
GW (SA1)	58,847,001	50,827,497	59,064,385	81,981,728	114,733,502	153,176,826	175,692,823	179,038,979	151,703,906	134,920,719	105,816,168	
Purchased (SA2)	29,895,316	30,359,076	32,485,640	34,994,432	61,802,004	72,657,728	96,524,164	101,818,508	99,590,964	82,897,100	69,704,624	
Total	88,742,317	81,186,573	91,550,025	116,976,160	176,535,506	225,834,554	272,216,987	280,857,487	251,294,870	217,817,819	175,520,792	0

% Reduction from 2013 13.02% 27.70% 33.41% 32.59% 32.13% 24.03% 18.37% 11.32% 7.75% 4.05% 1.77% 100.00%

*Notes

2013 January and February production numbers do not match actual recorded production because of an open intertie delivering water to SA2. Information below is further details.

SA1 = Service Area 1, SA2 = Service Area 2. SA1 is all groundwater (GW) production. SA2 is all purchased water from SCWA.

Actual Recorded Prod. (Jan. 2013) - Service Area 1 79,361,342 gallons

Actual Recorded Prod. (Feb. 2013) - Service Area 1 94,608,406 gallons

To determine estimate of Feb. 2013 production delivered to Service Area 1, use multiplier from March data which is seasonally similar.)

Service Area 1 Multiplier = 1.39 (calculated from March 2013 Prod. Data/March 2014 Prod. Data)

Calc'd Feb. 2013 Prod. = Feb. 2014 Prod. Data x 1.39 = 79,737,924

To determine estimate of Jan. 2013 production, use prorated amount from Feb. 2013 data. (This method due to Jan. 2014 being unseasonably hot.)

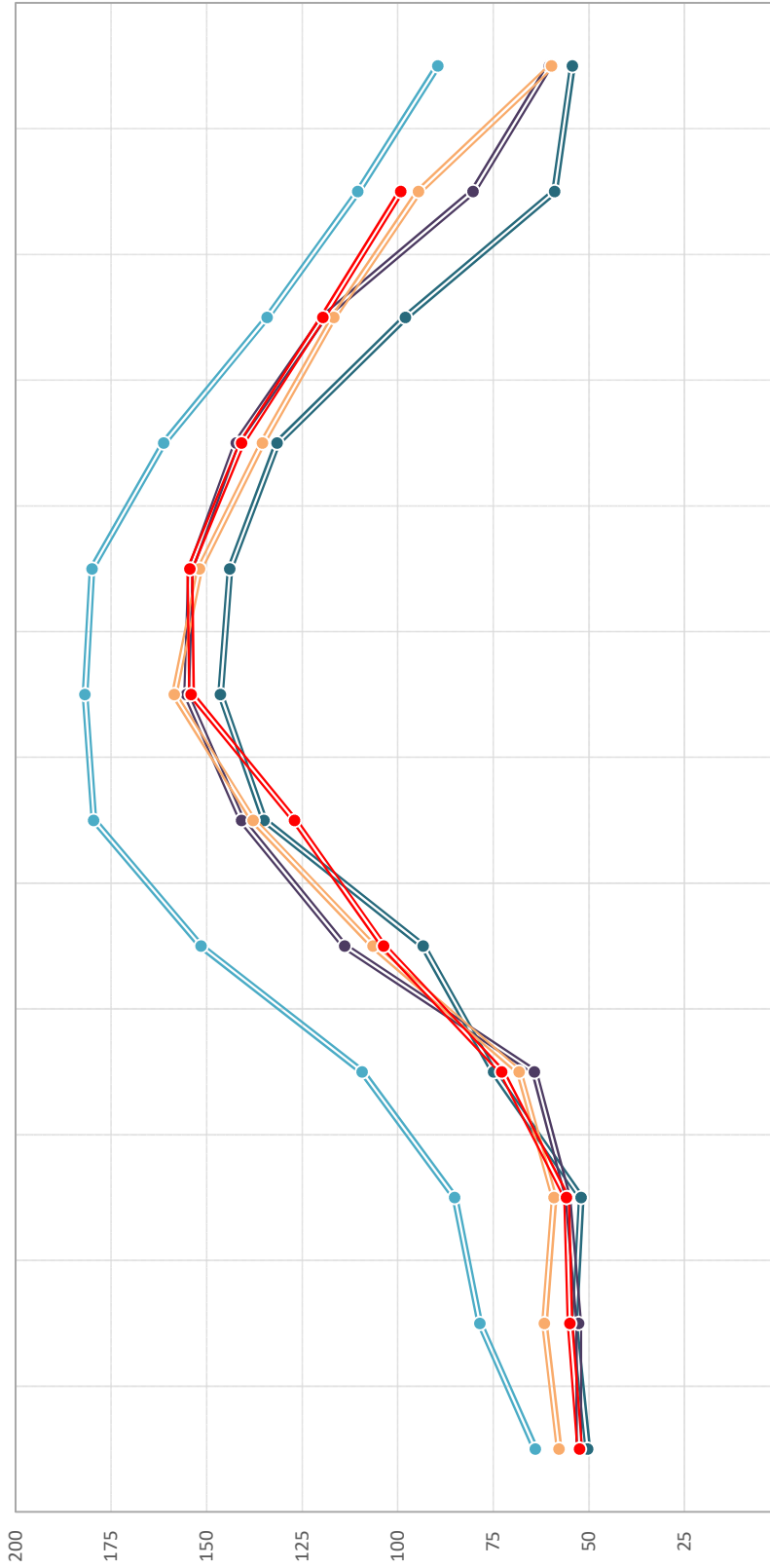
Calc'd Jan. 2013 Prod. = (Feb. 2013 Prod. Data Calc'd / Feb. 2013 Prod. Data Actual) x Jan. 2013 Prod. Data Actual = 68,254,916

Service Area 2		Consumption	
2019	# Accts	CCF	Gallons
Jan	4,412	39,967	29,895,316
Feb	4,416	40,587	30,359,076
Mar	4,416	43,430	32,485,640
Apr	4,422	46,784	34,994,432
May	4,427	82,623	61,802,004
Jun	4,434	97,136	72,657,728
Jul	4,434	129,043	96,524,164
Aug	4,477	136,121	101,818,508
Sep	4,478	133,143	99,590,964
Oct	4,497	110,825	82,897,100
Nov	4,538	93,188	69,704,624
Dec		0	0



EGWD COMBINED R-GPCD

● 2013
 ● 2016
 ● 2017
 ● 2018
 ● 2019



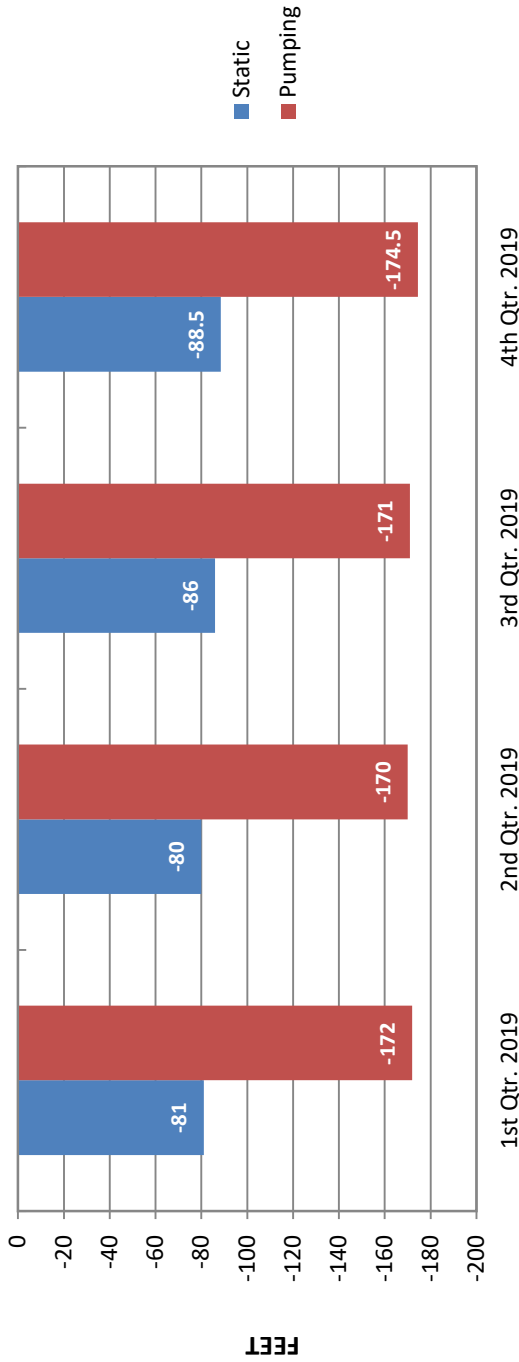
	January	February	March	April	May	June	July	August	September	October	November	December
2013	64	78	85	109	151	180	182	180	161	134	110	89
2016	50	54	52	75	93	135	146	144	132	98	59	54
2017	53	53	56	64	114	141	155	154	142	119	80	60
2018	58	62	59	68	106	138	158	152	135	117	95	60
2019	52	55	56	73	104	127	154	154	141	120	99	60



Elk Grove Water District

Static and Pumping Levels

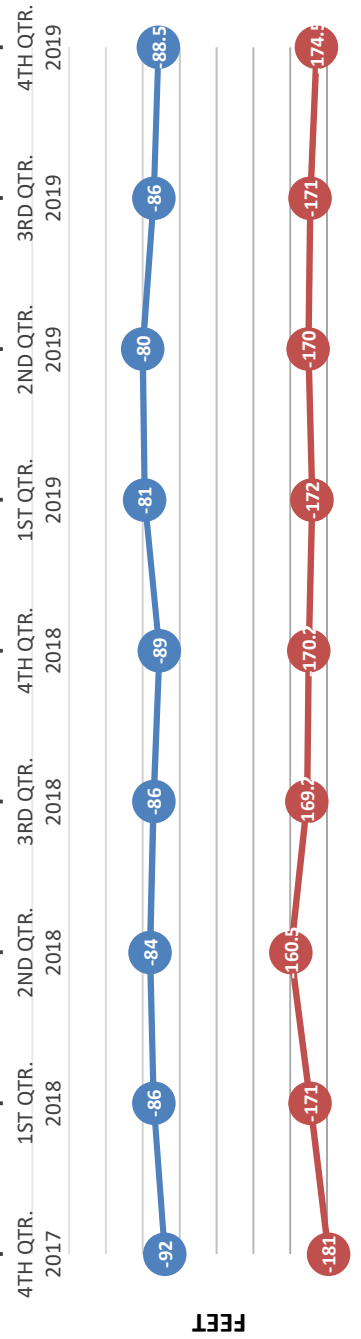
Well 1D School St



Latest Well Sounding

Static: 88.5 Ft
 Pumping: 174.5 Ft
 Drawdown: 86 Ft
 GPM: 1,783
 Specific Capacity: 20.733

Sounding Quarter/Year



Latest Sand Tester Results:

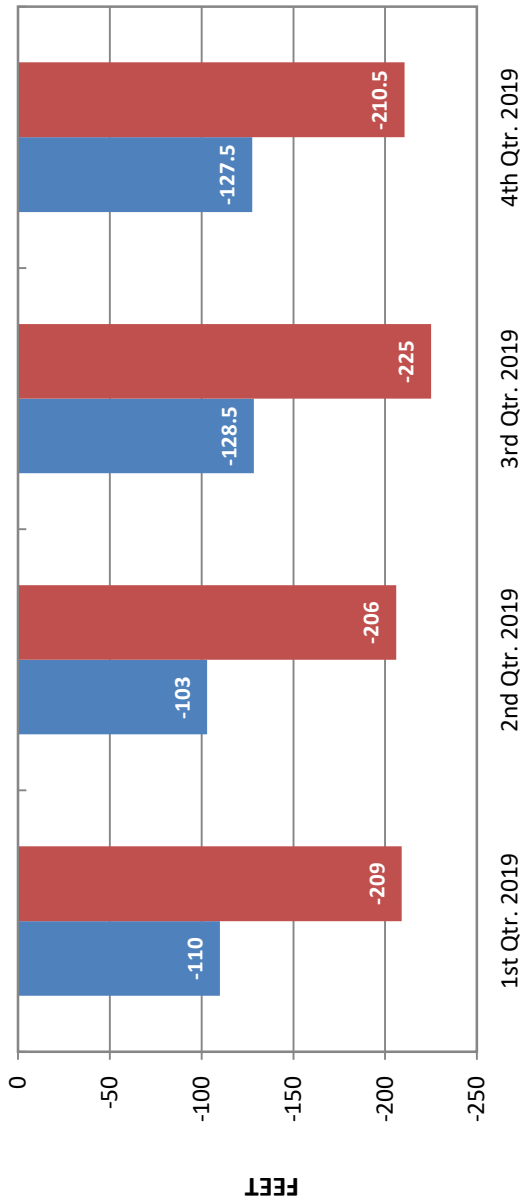
15 Min: < 5 ppm



Elk Grove Water District

Static and Pumping Levels

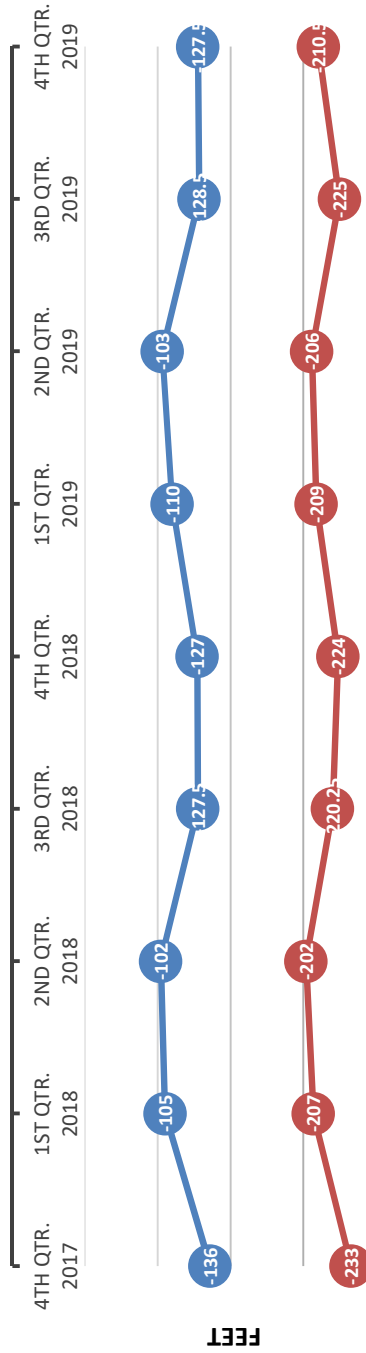
Well 4D Webb St



Latest Well Sounding

Static: 127.5 Ft
Pumping: 210.5 Ft
Drawdown: 83 Ft
GPM: 1,422
Specific Capacity: 17.135

Sounding Quarter/Year



Latest Sand Tester Results:

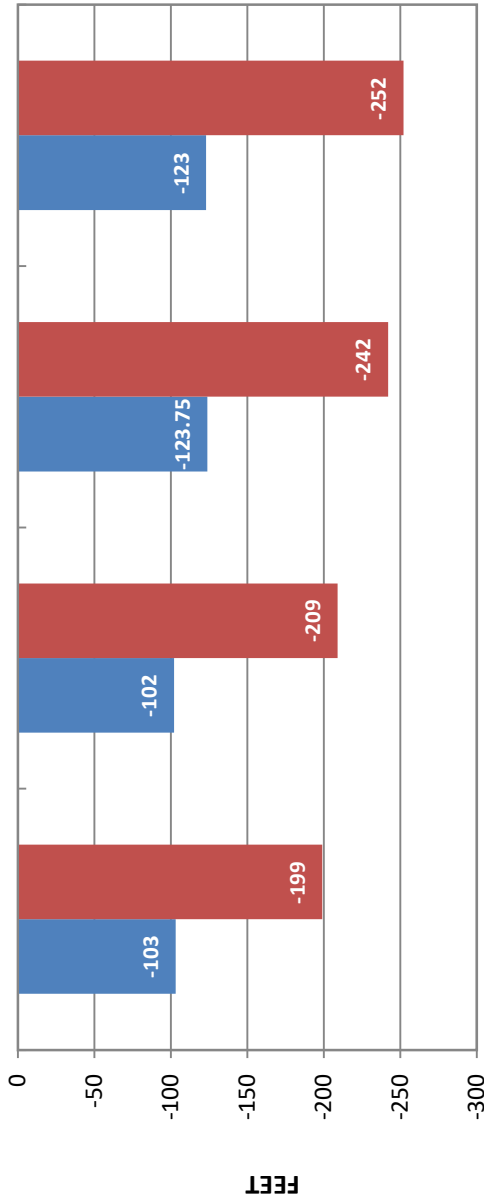
15 Min: < 5 ppm



Elk Grove Water District

Static and Pumping Levels

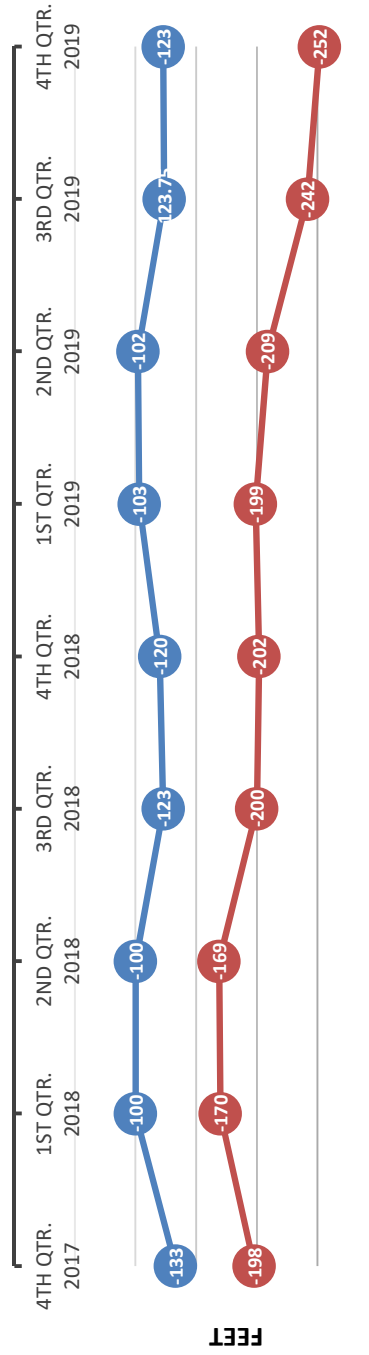
Well 11D Dino



Latest Well Sounding

Static: 123 Ft
Pumping: 252 Ft
Drawdown: 129 Ft
GPM: 1,719
Specific Capacity: 13.326

Sounding Quarter/Year



Latest Sand Tester Results:

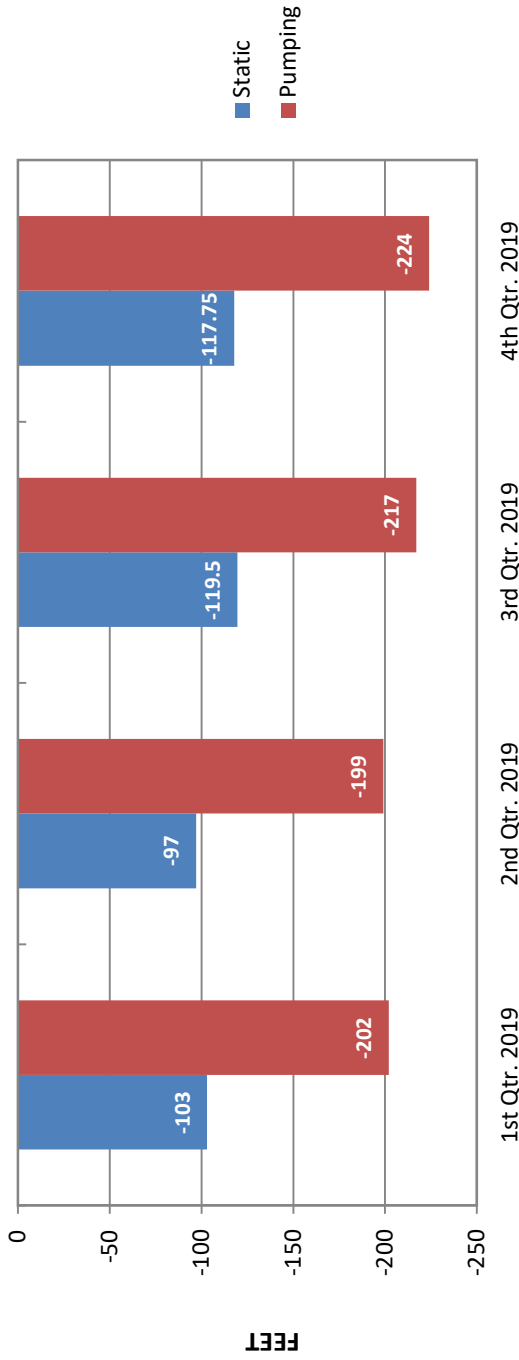
15 Min: < 5 ppm



Elk Grove Water District

Static and Pumping Levels

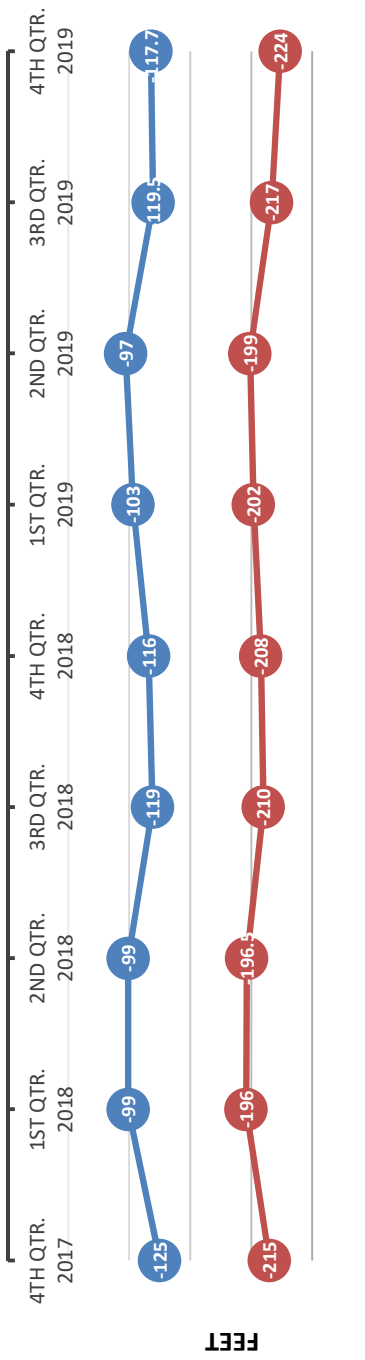
Well 14D Railroad



Latest Well Sounding

Static: 117.75 Ft
Pumping: 224 Ft
Drawdown: 106.25 Ft
GPM: 1,487
Specific Capacity: 14.000

Sounding Quarter/Year



Latest Sand Tester Results:


15 Min: < 5 ppm



Elk Grove Water District

Static and Pumping Levels

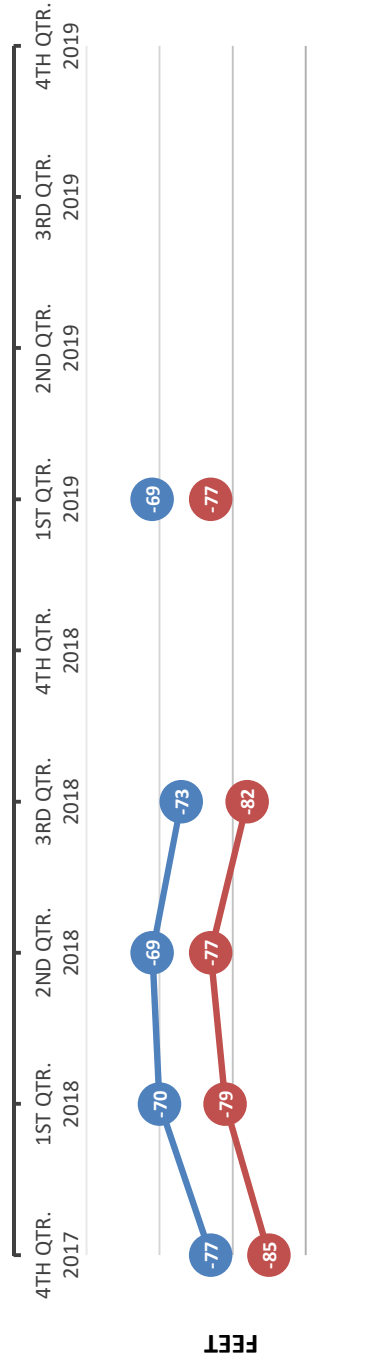
Well 3 Mar-Val



Latest Well Sounding

Static: 69 Ft
 Pumping: 77 Ft
 Drawdown: 8 Ft
 GPM: 810
 Specific Capacity: 101.250

Sounding Quarter/Year



Latest Sand Tester Results:

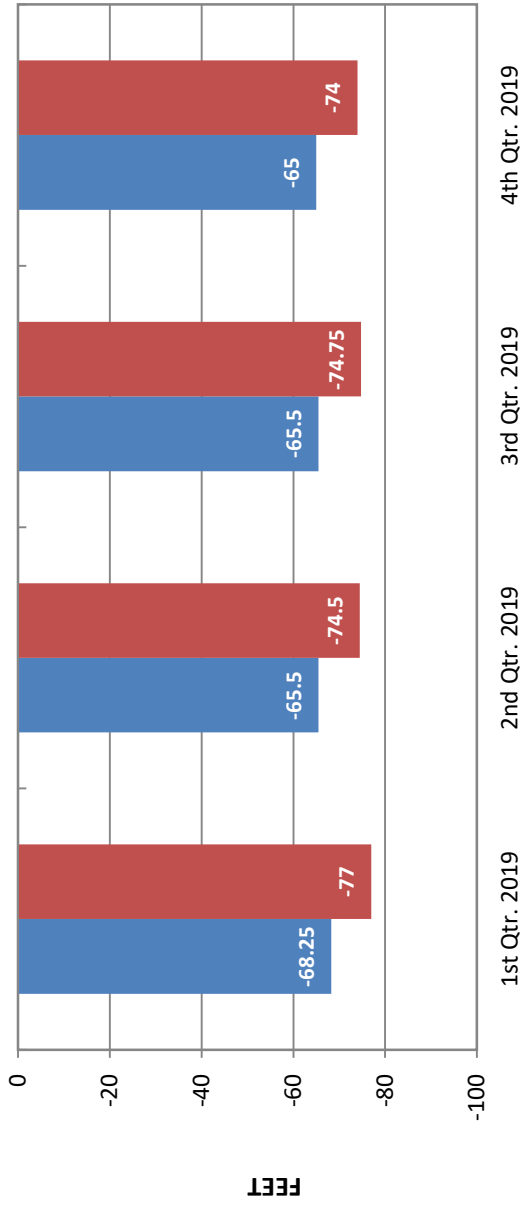
15 Min: 7.044 ppm



Elk Grove Water District

Static and Pumping Levels

Well 8 Williamson

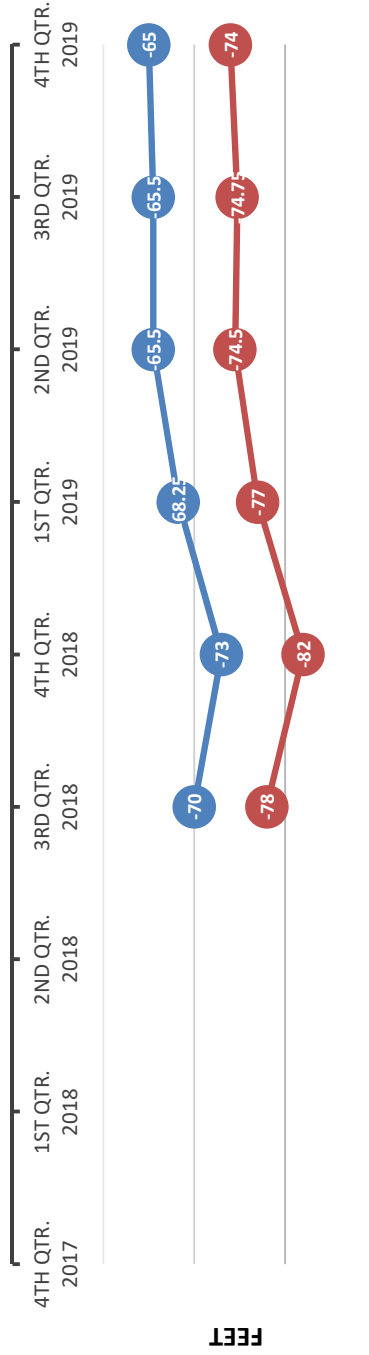


Latest Well Sounding

Static: 65 Ft
 Pumping: 74 Ft
 Drawdown: 9 Ft
 GPM: 542
 Specific Capacity: 60.227

■ Static
 ■ Pumping

Sounding Quarter/Year



Latest Sand Tester Results:

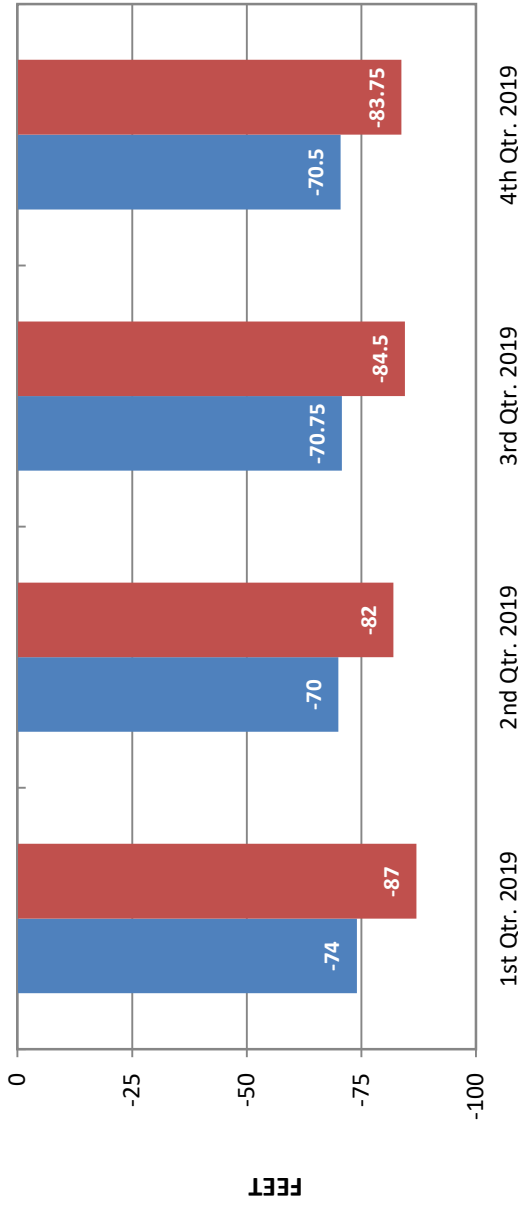
15 Min: < 5 ppm



Elk Grove Water District

Static and Pumping Levels

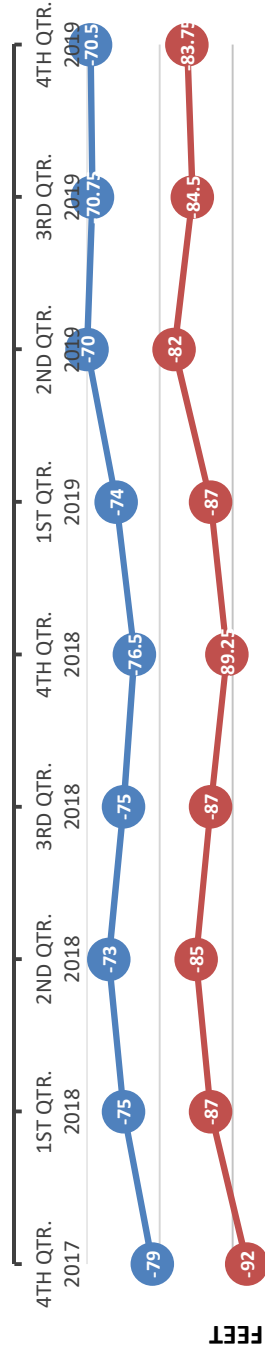
Well 9 Polhemus



Latest Well Sounding

Static: 70.5 Ft
Pumping: 83.75 Ft
Drawdown: 13.25 Ft
GPM: 490
Specific Capacity: 36.981

Sounding Quarter/Year



Latest Sand Tester Results:

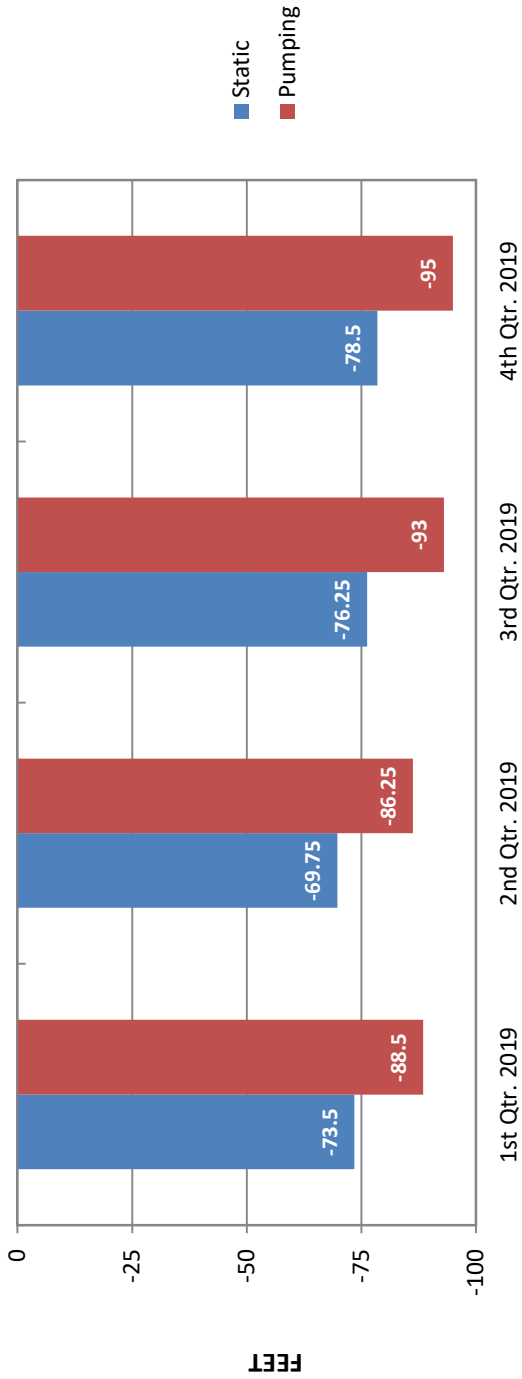
15 Min: < 5 ppm



Elk Grove Water District

Static and Pumping Levels

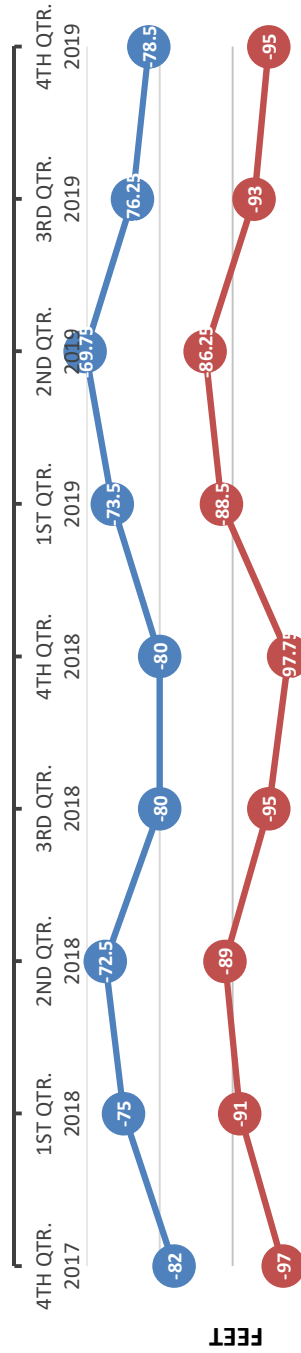
Well 13 Hampton



Latest Well Sounding

Static: 78.5 Ft
 Pumping: 95 Ft
 Drawdown: 16.5 Ft
 GPM: 993
 Specific Capacity: 60.187

Sounding Quarter/Year



Latest Sand Tester Results:

15 Min: < 5 ppm

**Monthly Sample Report - November 2019
Water System: Elk Grove Water System**

Sampling Point: 01 - 8693 W. Camden			
Sample Date	Sample Class	Sample Name	Collection Occurrence
11/5/2019	Distribution System	Bacteriological	Week
11/12/2019	Distribution System	Bacteriological	Week
11/19/2019	Distribution System	Bacteriological	Week
11/25/2019	Distribution System	Bacteriological	Week

Sampling Point: School Well 01D - Raw Water			
Sample Date	Sample Class	Sample Name	Collection Occurrence
			Quarterly

Sampling Point: 02 - 9425 Emerald Vista			
Sample Date	Sample Class	Sample Name	Collection Occurrence
11/5/2019	Distribution System	Bacteriological	Week
11/12/2019	Distribution System	Bacteriological	Week
11/19/2019	Distribution System	Bacteriological	Week
11/25/2019	Distribution System	Bacteriological	Week

Sampling Point: - Mar-Val Well 3 Raw Water			
Sample Date	Sample Class	Sample Name	Collection Occurrence
			Out of Service for Rehab

Sampling Point: 03 - 8809 Valley Oak			
Sample Date	Sample Class	Sample Name	Collection Occurrence
11/5/2019	Distribution System	Bacteriological	Week
11/12/2019	Distribution System	Bacteriological	Week
11/19/2019	Distribution System	Bacteriological	Week
11/25/2019	Distribution System	Bacteriological	Week

Sampling Point: Webb Well 04D - Raw Water			
Sample Date	Sample Class	Sample Name	Collection Occurrence
			Quarterly

Sampling Point: 04 - 10122 Glacier Point			
Sample Date	Sample Class	Sample Name	Collection Occurrence
11/5/2019	Distribution System	Bacteriological	Week
11/12/2019	Distribution System	Bacteriological	Week
11/19/2019	Distribution System	Bacteriological	Week
11/25/2019	Distribution System	Bacteriological	Week

Sampling Point: 05 - 9230 Amsden Ct.			
Sample Date	Sample Class	Sample Name	Collection Occurrence
11/5/2019	Distribution System	Bacteriological	Week
11/12/2019	Distribution System	Bacteriological	Week
11/19/2019	Distribution System	Bacteriological	Week
11/25/2019	Distribution System	Bacteriological	Week

Sampling Point: 06 - 9227 Rancho Dr.			
Sample Date	Sample Class	Sample Name	Collection Occurrence
11/5/2019	Distribution System	Bacteriological	Week
11/12/2019	Distribution System	Bacteriological	Week
11/19/2019	Distribution System	Bacteriological	Week
11/25/2019	Distribution System	Bacteriological	Week

Sampling Point: 07 - Al Gates Park Mainline Dr.			
Sample Date	Sample Class	Sample Name	Collection Occurrence
11/5/2019	Distribution System	Bacteriological	Week
11/12/2019	Distribution System	Bacteriological	Week
11/19/2019	Distribution System	Bacteriological	Week
11/25/2019	Distribution System	Bacteriological	Week
11/5/2019	Distribution System	Fluoride	Monthly

Sampling Point: - Williamson Well 8 Raw Water			
Sample Date	Sample Class	Sample Name	Collection Occurrence

Quarterly

Sampling Point: 08 - 9436 Hollow Springs Wy.

Sample Date	Sample Class	Sample Name	Collection Occurrence
11/5/2019	Distribution System	Bacteriological	Week
11/12/2019	Distribution System	Bacteriological	Week
11/19/2019	Distribution System	Bacteriological	Week
11/25/2019	Distribution System	Bacteriological	Week

Sampling Point: Polhemus Well 9 Raw Water

Sample Date	Sample Class	Sample Name	Collection Occurrence
-------------	--------------	-------------	-----------------------

Sampling Point: 09 - 8417 Blackman Wy.

Sample Date	Sample Class	Sample Name	Collection Occurrence
11/5/2019	Distribution System	Bacteriological	Week
11/12/2019	Distribution System	Bacteriological	Week
11/19/2019	Distribution System	Bacteriological	Week
11/25/2019	Distribution System	Bacteriological	Week

Sampling Point: 10 - 9373 Oreo Ranch Cir.

Sample Date	Sample Class	Sample Name	Collection Occurrence
11/5/2019	Distribution System	Bacteriological	Week
11/12/2019	Distribution System	Bacteriological	Week
11/19/2019	Distribution System	Bacteriological	Week
11/25/2019	Distribution System	Bacteriological	Week

Sampling Point: Dino Well 11D - Raw Water

Sample Date	Sample Class	Sample Name	Collection Occurrence
			Quarterly

Sampling Point: Hampton Well 13 - Raw Water

Sample Date	Sample Class	Sample Name	Collection Occurrence
11/5/2019	Source Water	Fe, Mn, As, Total	Weekly
11/12/2019	Source Water	Fe, Mn, As, Total	Weekly
11/18/2019	Source Water	Fe, Mn, As, Total	Weekly
11/25/2019	Source Water	Fe, Mn, As, Total	Weekly

Sampling Point: Hampton WTP Effluent			
Sample Date	Sample Class	Sample Name	Collection Occurrence
11/5/2019	Treated Effluent	Fe, Mn, As, Total	Weekly
11/12/2019	Treated Effluent	Fe, Mn, As, Total	Weekly
11/18/2019	Treated Effluent	Fe, Mn, As, Total	Weekly
11/25/2019	Treated Effluent	Fe, Mn, As, Total	Weekly

Sampling Point: Hampton WTP Backwash Tank			
Sample Date	Sample Class	Sample Name	Collection Occurrence
		BiAnnual Sample Due In April And October	

Sampling Point: Railroad Well 14D - Raw Water			
Sample Date	Sample Class	Sample Name	Collection Occurrence
			Quarterly

Sampling Point: Railroad WTP Effluent			
Sample Date	Sample Class	Sample Name	Collection Occurrence
11/5/2019	Treated Plant Effluent	WTP Eff - Fe,Mn,As,Al Total	Month
11/5/2019	Treated Plant Effluent	WTP Eff - Fe,Mn,As,Al Dissolved	Month

Sampling Point: Railroad WTP Backwash Tank			
Sample Date	Sample Class	Sample Name	Collection Occurrence
		BiAnnual Sample Due In April And October	

Sampling Point: Special Distribution/Construction Samples

Sample Date	Sample Class	Sample Name	Collection Description
11/14/2019	Distribution System	Bacteriological	Fieldstone Development
11/16/2019	Distribution System	Bacteriological	Fieldstone Development Leaking Service
11/20/2019	Distribution System	Bacteriological	Fieldstone Development
<u>Colors</u>		<u>Monthly Total</u>	<u>Yearly Total</u>
Black = Scheduled		50	723
Green = Unscheduled		4	83
Red = Incomplete Sample		0	



December 5, 2019

Sacramento Regional County
Sanitation District
Environmental Specialist
10060 Goethe Rd.
Sacramento, CA. 95827

MONTHLY COMPLIANCE REPORT

Enclosed is the Monthly Compliance Report Form from Elk Grove Water District for November 2019.

If you have any further questions, you may contact me at 916-585-9386

A handwritten signature in blue ink, appearing to read "STEVE SHAW", is written over a horizontal line.

STEVE SHAW
WATER TREATMENT SUPERVISOR

COMPLIANCE REPORT FORM

Attn: Michelle Pate	E-mail: patem@sacsewer.com	Wastewater Source Control Section
Phone (916) 875-9091		Fax (916) 875-6374
From: Steve Shaw		
Company: Elk Grove Water District		Permit # WTP010

The following reports and information are attached (check all that apply):

Month:	November	Year:	2019
---------------	-----------------	--------------	-------------

Water use/flow meter report

Hampton WTP – 902,018
 Railroad WTP – 0
 Analyzer Water- 34,560

	Date	Time	pH
Hampton WTP			
Railroad WTP			

Monitoring results/analytical report

Discharge Rate

Check the statement below that applies to this report:

Based on a review of this facility's flow data, discharge rate limit was exceeded.
 I certify that this facility is in compliance with the discharge rate limit.

Attached is a description of anticipated changes that may significantly alter the nature, quality, or volume of the wastewater discharged.

Flow monitoring equipment certification (Flow or pH meter, etc.)

Other (describe):

Domestic Calculation

Domestic Usage	Number of Employees	Business Days per Month	Allowance (gallons per day)	Gallons
Production	3	16	15	720
Office	5	16	10	800
Drivers/Field	17	16	3	816
Total				2,336

Certification Statement

"I certify under penalty of law that this document and all attachments were prepared under my direction or supervision in accordance with a system designed to assure that qualified personnel properly gather and evaluate the information submitted. Based on my inquiry of the person or persons who manage the system, or those persons directly responsible for gathering the information, the information submitted is, to the best of my knowledge and belief, true, accurate and complete. I am aware that there are significant penalties for submitting false information including the possibility of fine and imprisonment for knowing violations".

SIGNATURE of Authorized Representative:



PRINTED NAME, TITLE:

Steve Shaw Water Treatment Supervisor
 (Name) (Title)

DATE:

12-5-2019



December 4, 2019

State Water Resources Control Board
Division of Drinking Water
1001 I Street
13th Floor
Sacramento, CA. 95814

MONTHLY SUMMARY OF DISTRIBUTION SYSTEM COLIFORM MONITORING

Enclosed is the Monthly Summary of Distribution System Coliform Monitoring report from Elk Grove Water District for November 2019.

If you have any further questions, you may contact me at 916-585-9386.

A handwritten signature in blue ink, appearing to read "STEVE SHAW". The signature is stylized and somewhat cursive.

STEVE SHAW
WATER TREATMENT SUPERVISOR

MONTHLY SUMMARY OF REVISED TOTAL COLIFORM RULE DISTRIBUTION SYSTEM MONITORING (including triggered source monitoring for systems subject to the Groundwater Rule)

System Name <p style="text-align: center; font-size: 1.2em;">Elk Grove Water District</p>	System Number <p style="text-align: center; font-size: 1.2em;">3410008</p>
Sampling Period <p style="text-align: center; font-size: 1.2em; color: blue;">November</p>	Year <p style="text-align: center; font-size: 1.2em;">2019</p>

	Number Required	Number Collected	Number Total Coliform Positives	Number E.coli Positives
1. Routine Samples (see note 1)	40	40	0	0
2. Repeat Samples following samples that are Total Coliform Positive and <i>E.coli</i> Negative (see notes 10 and 11)		0	0	0
3. Repeat Samples following Routine Samples that are Total Coliform Positive and <i>E. coli</i> Positive (see notes 10 and 11)		0	0	0
4. Treatment Technique (TT)/MCL Violation Computation for Total Coliform/ <i>E. coli</i> Positive Samples				
a. Totals (sum of columns)	40	40	0	0
b. If 40 or more samples collected in month, determine percent of samples that are total coliform positive [(total number positive/total number collected) x 100] =	0	%		
c. Did the system trigger... a Level 2 Assessment TT? (see notes 2, 3, 4, 5 and 6 for trigger info) <i>If a Level 2 Assessment is triggered, see note 8 below.</i>			<input type="checkbox"/> Yes	<input checked="" type="checkbox"/> No
a Level 1 Assessment TT? (see note 7 for trigger info) <i>If a Level 1 Assessment is triggered, see note 9 below.</i>			<input type="checkbox"/> Yes	<input checked="" type="checkbox"/> No
5. Triggered Source Samples per Groundwater Rule (see notes 12 and 13)		0	0	0
6. Invalidated Samples (Note what samples, if any, were invalidated; who authorized the invalidation; and when replacement samples were collected. Attach additional sheets, if necessary.)				
7. Summary Completed By: Steve Shaw				
Signature 	Title <p style="text-align: center; font-size: 1.2em;">Water Treatment Supervisor</p>	Date <p style="text-align: right; font-size: 1.2em;">12/4/2019</p>		

NOTES AND INSTRUCTIONS:

1. Routine samples include:
 - a. Samples required pursuant to 22 CCR Section 64423 and any additional samples required by an approved routine sample siting plan established pursuant to 22 CCR Section 64422.
 - b. Extra samples are required for systems collecting less than five routine samples per month that had one or more total coliform positives in previous month;
 - c. Extra samples for systems with high source water turbidities that are using surface water or groundwater under direct influence of surface water and do not practice filtration in compliance with regulations;
2. Note: For a repeat sample following a total coliform positive sample, any *E.coli* positive repeat (boxed entry) **constitutes an MCL violation and requires immediate notification to the Division** (22, CCR, Section 64426.1).
3. Note: For repeat sample following a *E.coli* positive sample, any total coliform positive repeat (boxed entry) **constitutes an MCL violation and requires immediate notification to the Division** (22, CCR, Section 64426.1).
4. Note: Failure to take all required repeat samples following an *E. coli* positive routine sample (22, CCR, Section 64426.1) **constitutes an MCL violation and requires immediate notification to the Division** (22, CCR, Section 64426.1).
5. Note: Failure to test for *E. coli* when any repeat sample tests positive for total coliform (22, CCR, Section 64426.1) **constitutes an MCL violation and requires immediate notification to the Division** (22, CCR, Section 64426.1).
6. Note: Second Level 1 treatment technique trigger in a rolling 12-month period.
7. Total coliform Treatment Technique (TT) Violation (**Notify Department within 24 hours of TT violation**):
 - a. For systems collecting less than 40 samples, if two or more samples are total coliform positive, then the TT is violated and a Level 1 Assessment is required.
 - b. For systems collecting 40 or more samples, if more than 5.0 percent of samples collected are total coliform positive, then the TT is violated and a Level 1 Assessment is required.
8. Contact the Division as soon as practical to arrange for the division to conduct a Level 2 Assessment of the water system. The water system shall complete a Level 2 Assessment and submit it to the Division within 30 days of learning of the trigger exceedance.
9. Conduct a Level 1 Assessment in accordance with as soon as practical that covers the minimum elements (22, CCR, Section 64426.8 (a). (2). Submit the report to the Division within 30 days of learning of the trigger exceedance.
10. Positive results and their associated repeat samples are to be tracked on the Coliform Monitoring Worksheet.
11. Repeat samples must be collected within 24 hours of being notified of the positive results. For systems collecting more than one routine sample per month, three repeat samples must be collected for each total coliform positive sample. For systems collecting one or fewer routine samples per month, four repeat samples must be collected for each total coliform positive sample. At least three samples shall be taken the month following a total coliform positive.
12. For systems subject to the Groundwater Rule: Positive results and the associated triggered source samples are to be tracked on the Coliform Monitoring Worksheet.
13. For triggered sample(s) required as a result of a total coliform routine positive sample, an *E.coli* positive triggered sample (boxed entry) **requires immediate notification to the Division, Tier 1 public notification, and corrective action.**



December 4, 2019

State Water Resources Control Board
Division of Drinking Water
1001 I Street
13th Floor
Sacramento, CA. 95814

MONTHLY SUMMARY OF THE HAMPTON GROUNDWATER TREATMENT PLANT

Enclosed is the Monthly Summary of the Hampton GWTP report from Elk Grove Water District for November 2019.

If you have any further questions, you may contact me at 916-585-9386.

STEVE SHAW
WATER TREATMENT SUPERVISOR

Elk Grove Water District

Hampton GWTP Monthly Report

PWS Number 3410008-013
 GWTP Name Hampton Water Treatment Plant

Month: November

Date	Hour Meter	Run Hours	Production Meter	Well Production	Backwash Meter	Weekly In-House Monitoring (mg/L) R (Raw) T (Treated) As (ug/L)
last day	13190		793933951		541975	Fe, R 0 Fe, T 0 Mn, R 0 Mn, T 0 As, R 4 As, T 2
1	13190	0	793933951	0	541975	Date 11/5/2019 0.095 0.008 0 0 4 2
2	13190	0	793933951	0	541975	11/12/2019 0.004 0.027 0.031 0.012 4 2
3	13190	0	793933951	0	541975	11/18/2019 0 0.017 0.018 0.001 9 2
4	13190	0	793933951	0	541975	11/25/2019 0.013 0.018 0.091 0.018 4 <2
5	13190	0	793933951	0	541975	Cl2
6	13213	23.5	795299882	1365931	541975	Week 1: 6.9 to 7.5
7	13235	21.1	796525564	1225682	541975	Week 2: 7.0 to 7.2
8	13244	9	797047410	521846	541975	Week 3: 7.0 to 7.2
9	13269	25.3	798518154	1470744	541975	Week 4: 7.0 to 7.2
10	13292	23.5	799882820	1364666	541975	Week 5: to
11	13317	24.3	801292066	1409246	541975	Cl2
12	13340	23.3	802644770	1352704	541975	Cl2
13	13364	23.8	804023851	1379081	541975	Cl2
14	13378	14.2	804851165	827314	541975	Cl2
15	13402	23.7	806216688	1365523	541975	Cl2
16	13425	23.8	807591481	1374793	541975	Cl2
17	13449	24	808984992	1393511	541975	Cl2
18	13474	24.2	810384284	1399292	541975	Cl2
19	13498	24	811772206	1387922	541975	Cl2
20	13522	24.2	813173413	1401207	541975	Cl2
21	13543	21.4	814400904	1227491	541975	Cl2
22	13567	23.7	815770798	1369894	541975	Cl2
23	13591	24.3	817180214	1409416	541975	Cl2
24	13615	23.4	818541501	1361287	541975	Cl2
25	13640	25.4	820014771	1473270	541975	Cl2
26	13663	22.9	821337076	1322305	541975	Cl2
27	13688	24.6	822753306	1416230	541975	Cl2
28	13712	24	824131523	1378217	541975	Cl2
29	13735	23.8	825491179	1359656	541975	Cl2
30	13759	24.1	826867834	1376655	541975	Cl2
31						Cl2
Total		569.5		32,933,883	1,376,655	

Total Gallons Sodium Hypochlorite:	304.12 Gal	Total Gallons Ferric Chloride:	209.58 Gal
Pounds per day	12.26 Lbs/Day	Dosage (Milligrams Per Liter @ 38% FeCl)	.65mg/L
Dosage (Milligrams Per Liter @ 12.5% Cl)	1.8 mg/L	Total Gallons Sodium Hydroxide:	300.65 Gal
		Dosage (Gallons Per Hour @ 30% NaOH)	0.48 Gal/Hr
		Total Gallons Sulfuric Acid :	198.48 Gal
		Dose (Gallons Per Hour @ 93% H2SO4)	0.33 Gal/Hr
Total Backwashed		1,376,655 Gal	Total Reclaim
Total Water Pumped		32,933,883 Gal	0 Gal
Total Water Treated		32,933,883 Gal	

Reporting Limits/Units	Maximum Contaminant Levels (MCLs)
Iron = 0.100 mg/L	Iron (Fe) = 0.300 mg/L (Secondary)
Manganese = 0.010 mg/L	Manganese (Mn) = 0.050 mg/L (Secondary)
Arsenic = 1.0 µg/L	Arsenic (As) = 10 µg/L (Primary)

Prepared By: Steve Shaw	Date: 12/4/2019
-------------------------	-----------------



December 5, 2019

State Water Resources Control Board
Division of Drinking Water
1001 I Street
13th Floor
Sacramento, Ca. 95814

MONTHLY FLUORIDATION MONITORING REPORT

Enclosed is the Monthly Summary of the Fluoridation Monitoring from Elk Grove Water District for November 2019.

If you have any further questions, you may contact me at 916-585-9386.

A handwritten signature in blue ink, appearing to read "Steve Shaw", with a long horizontal stroke extending to the right.

STEVE SHAW
WATER TREATMENT SUPERVISOR

ELK GROVE WATER DISTRICT AREA 2

DISTRIBUTION SYSTEM MONTHLY FLUORIDATION MONITORING REPORT November-19

Monitoring Results (mg/L)

Week	Location of Sample	Date	Time	Results
1	Hollow Springs	11/5/2019	9:50 AM	0.48
1	Al Gates Park	11/5/2019	10:12 AM	0.78
1	Oreo Ranch	11/5/2019	10:32 AM	0.71
1	Blackman	11/5/2019	11:52 PM	0.72
2	Hollow Springs	11/12/2019	10:15 AM	0.4
2	Al Gates Park	11/12/2019	10:35 AM	0.3
2	Oreo Ranch	11/12/2019	10:54 AM	0.60
2	Blackman	11/12/2019	12:10 PM	0.72
3	Hollow Springs	11/19/2019	8:25 AM	0.6
3	Al Gates Park	11/19/2019	8:56 AM	0.63
3	Oreo Ranch	11/19/2019	9:12 AM	0.6
3	Blackman	11/19/2019	10:18 AM	0.49
4	Hollow Springs	11/25/2019	10:15 AM	0.61
4	Al Gates Park	11/25/2019	10:38 AM	0.77
4	Oreo Ranch	11/25/2019	10:55 AM	0.61
4	Blackman	11/25/2019	12:55 PM	0.51
5	Hollow Springs			
5	Al Gates Park			
5	Oreo Ranch			
5	Blackman			

Monthly fluoride split sample results:

Date: 11/5/2019

Water System Results: 0.78 mg/L

Approved Lab: 0.7 mg/L

Contact Name: Steve Shaw

Telephone : (916) 585-9386

System PWS Number: 3410008

Elk Grove Water District

Preventative Maintenance Program

Groundwater Wells

Monthly													Semi-annual			Annual		
Refer.	JAN	FEB	MAR	APR	MAY	JUN	JUL	AUG	SEP	OCT	NOV	DEC	Refer.	1ST 6-MO.	2ND 6-MO.	Refer.	2019	
Well 14D Railroad	Initials	WQ	WQ	WQ	WQ	WQ/MW	AH	AH/BW	AH	BW	AH		Sect: 7.1	AH	AH/BW	Sect: 7.3		
	Date	1/8/19	2/11/19	3/1/19	4/4/19	5/13/19	6/4/19	7/15/19	8/28/19	9/9/19	10/21/19	11/19/19		5/22/19	11/19/19			
	W.O.#	16871	16988	17101	17254	17313	17451	17606	17742	17802	17942	18095		17387	18103			
Well 4D Webb	Initials	WQ	WQ	WQ	WQ	WQ/MW	AH	AH/BW	AH	AH	AH		Sect: 8.1	AH	AH/BW	Sect: 8.3		
	Date	1/15/19	2/1/19	3/6/19	4/2/19	5/7/19	6/3/19	7/11/19	8/28/19	9/9/19	10/22/19	11/13/19		5/22/19	11/19/19			
	W.O.#	16873	16989	17102	17255	17314	17452	17607	17743	17803	17943	18096		17388	18104			
Well 11D Pino	Initials	WQ	WQ	WQ	WQ	WQ/MW	AH	AH	AH	AH	AH		Sect: 9.1	AH	AH/BW	Sect: 9.3		
	Date	1/8/19	2/7/19	3/11/19	4/3/19	5/10/19	6/5/19	7/15/19	8/27/19	9/11/19	10/9/19	11/13/19		5/22/19	11/19/19			
	W.O.#	16874	16990	17103	17256	17315	17453	17608	17744	17804	17944	18097		17389	18104			
Well 1D School	Initials	WQ	WQ	WQ	WQ	WQ/MW	AH	AH/BW	AH	AH	AH		Sect: 13.1	AH	AH/BW	Sect: 13.3		
	Date	1/15/19	2/15/19	3/6/19	4/1/19	5/13/19	6/10/19	7/3/19	8/28/19	9/11/19	10/7/19	11/13/19		5/22/19	11/19/19			
	W.O.#	16875	16991	17104	17257	17316	17454	17609	17745	17805	17945	18098		17390	18106			
Well 3 Mar-Val	Initials	WQ	WQ	WQ	AH	AH	AH	AH	AH	AH	AH		Sect: 12.1	AH	AH	Sect: 12.4		
	Date	1/14/19	2/5/19				6/26/19											
	W.O.#	16876	16992	17105	17258	17317	17455	17610	17746	17806	17946	18099		17391	18107			
Well 8 Williamson	Initials	AH	WQ	AH	AH	AH	AH/BW	AH	BW	AH	AH		Sect: 11.1			Sect: 11.4		
	Date	1/7/19	2/15/19	3/18/19	4/3/19	5/16/19	6/24/19	7/29/19	8/27/19	9/12/19	10/8/19	11/12/19						
	W.O.#	16877	16993	17106	17259	17318	17456	17611	17747	17807	17947	18100						
Well 9 Polhemus	Initials	WQ	WQ	WQ	WQ	AH	AH/BW	AH/BW	BW	AH	AH		Sect: TBD			Sect: TBD		
	Date	1/10/19	2/13/19	3/5/19	4/2/19	5/14/19	6/24/19	7/29/19	8/28/19	9/12/19	10/9/19	11/12/19						
	W.O.#	16878	16994	17107	17260	17319	17457	17612	17748	17808	17948	18101						
Well 13 Hampton	Initials	AH	WQ	WQ	AH	AH	AH/BW	AH/BW	AH	AH	AH/BW		Sect: TBD	AH	AH/BW	Sect: TBD		
	Date	1/9/19	2/19/19	3/5/19	4/4/19	5/20/19	6/25/19	7/29/19	8/27/19	9/9/19	10/8/19	11/8/19		5/22/19	11/20/19			
	W.O.#	16879	16995	17108	17261	17320	17458	17613	17749	17809	17949	18102		17392	18108			

=Well Offline

Year: 2019

Elk Grove Water District

Preventative Maintenance Program

Rairoad Water Treatment and Storage Facility

Item	Monthly												Quarterly			Semi-annual			Annual					
	Refer.	JAN	FEB	MAR	APR	MAY	JUN	JUL	AUG	SEP	OCT	NOV	DEC	1st	2nd	3rd	4th	1st	2nd	3rd	4th	Refer.	2019	
Cor-Tec System	Section: 4.2	1/17/19 16880	2/4/19 17000	3/1/19 17109	4/1/19 17241	5/16/19 17325	6/6/19 17447	7/30/19 17595	8/29/19 17738	9/12/19 17795	10/21/19 17931	11/12/19 18114		AH/WQ 3/13/19	WQ/MW 6/11/19	AH 9/18/19	AH/BW 11/7/19	4.4	6-1st MO.	6-2nd MO.	6-3rd MO.	Section: 4.4	AH 7/10/19	16895
Filter System	Section: 5.1	1/16/19 16881	2/4/19 17001	3/4/19 17110	4/9/19 17242	5/15/19 17326	6/6/19 17448	7/23/19 17596	8/29/19 17739	9/10/19 17796	10/3/19 17932	11/6/19 18115		AH/WQ 4/11/19	AH/BW 11/22/19	AH/BW 11/27/19		5.3	5.2	AH/WQ 4/11/19	AH/BW 11/22/19	17246	18119	17245
Backwash System	Section: 2.1	1/18/19 16882	2/11/19 17002	3/4/19 17111	4/8/19 17243	5/10/19 17327	6/18/19 17449	7/30/19 17597	8/29/19 17740	9/13/19 17797	10/21/19 17933	11/12/19 18116		AH 4/11/19	AH 11/22/18	AH 17247	18120	Section: 2.3	Section: 2.2	AH 4/11/19	AH 11/22/18	17247	18120	
Booster Pumps	Section: 3.1	1/22/19 16883	2/6/19 17003	3/26/19 17112	4/8/19 17244	5/14/19 17328	6/10/19 17450	7/29/19 17598	8/29/19 17741	9/13/19 17798	10/15/19 17934	11/5/19 18117		AH 5/22/19	AH/BW 17393	AH/BW 18121		3.2	TBD	AH 5/22/19	AH/BW 11/19/19	17393	18121	
LAB														AH 3/29/19	AH 6/25/19	AH/BW 9/17/19		Section: 1.1	AH 17114	AH 17398	AH/BW 17801			
Clear Wells																			Section: 2.4					
MCC																			Section: 1.2					

Year: 2019

Elk Grove Water District

Preventative Maintenance Program

Hampton Village Water Treatment Plant

Item	Monthly												Quarterly			Semi-annual			Annual						
	Refer.	JAN	FEB	MAR	APR	MAY	JUN	JUL	AUG	SEP	OCT	NOV	DEC	Refer.	1st	2nd	3rd	4th	Refer.	1ST	6-2ND	6-MO.	Refer.	2019	
Chemical Systems	Section: TBD	AH 1/9/19 16884	AH 2/15/19 16985	AH 3/13/19 17091	AH 4/4/19 17248	AH 5/20/19 17329	AH 6/19/19 17441	AH 7/19/19 17603	AH/BW 8/27/19 17735	AH 9/12/19 17791	AH 10/8/19 17935	AH/BW 11/8/19 18090	DEC	Section: TBD	AH 3/13/19 17119	AH 6/12/19 17444	AH 9/12/19 17794		Section: TBD	AH 4/11/19 17253	AH/BW 11/20/19 18094		Section: TBD	AH/WQ 5/30/19 17123	
Filter System	Section: TBD	AH 1/9/19 16885	AH 2/15/19 16986	AH 3/13/19 17092	AH 4/4/19 17249	WQ 5/20/19 17330	AH 6/19/19 17442	AH/BW 7/29/19 17604	AH/BW 8/27/19 17736	AH 9/12/19 17792	AH 10/8/19 17936	AH/BW 11/8/19 18091		Section: TBD	AH 4/11/19 17253	AH/BW 11/20/19 18094		Section: TBD	AH 4/11/19 17253	AH/BW 11/20/19 18094		Section: TBD			
Backwash System	Section: TBD	AH 1/9/19 16886	AH 2/15/19 16987	AH 3/13/19 17093	AH 4/4/19 17250	AH 5/20/19 17331	AH 6/19/19 17443	AH/BW 7/29/19 17605	AH/BW 8/27/19 17737	AH 9/12/19 17793	AH 10/8/19 17937	AH/BW 11/8/19 18092		Section: TBD	AH 4/11/19 17252	AH/BW 11/20/19 18093		Section: TBD	AH/WQ 5/24/19 17252				Section: TBD		
LAB	Section: TBD													Section: TBD	AH 3/13/19 17118	AH 6/10/19 17445	AH 9/16/19 17800		Section: TBD				Section: TBD		
MCC	Section: TBD													Section: TBD					Section: TBD				Section: TBD		

Elk Grove Water District

Preventative Maintenance Program

Standby Generators

Item	Monthly												Annual		
	Refer.	JAN	FEB	MAR	APR	MAY	JUN	JUL	AUG	SEP	OCT	NOV	DEC	Refer.	2019
Railroad	Initials	WQ	WQ	WQ	WQ	WQ	WQ	WQ	WQ	WQ	WQ	WQ	WQ	Section:	TBD
	Date	1/16/19	2/6/19	3/26/19	4/4/19	5/16/19	6/12/19	7/15/19	8/28/19	9/12/19	10/17/19	11/13/19			
	W.O. #	16887	16996	17094	17262	17321	17437	17599	17731	17810	17938	18110			
Webb	Initials	WQ	WQ	WQ	WQ	WQ	MW	AH/BW	AH/BW	AH	AH	AH	AH	Section:	TBD
	Date	1/15/19	2/28/19	3/18/19	4/2/19	5/7/19	6/20/19	7/25/19	8/28/19	9/12/19	10/22/19	11/13/19			
	W.O. #	16888	16997	17098	17263	17322	17438	17600	17732	17811	17939	18111			
Dino	Initials	WQ	WQ	WQ	WQ	WQ	MW	AH	AH	AH	AH	AH	AH	Section:	TBD
	Date	1/8/19	2/7/19	3/11/19	4/3/19	5/10/19	6/20/19	7/8/19	8/27/19	9/12/19	10/23/19	11/13/19			
	W.O. #	16889	16998	17099	17264	17323	17439	17601	17733	17812	17940	18112			
Admin.	Initials	AH	WQ	AH	AH	AH	AH/MW	AH	AH	AH	AH	AH	AH	Section:	TBD
	Date	1/20/19	2/28/19	3/18/19	4/7/19	5/16/19	6/19/19	7/21/19	8/29/19	9/12/19	10/27/19	11/18/19			
	W.O. #	16890	16999	17100	17265	17324	17440	17602	17734	17813	17941	18113			

= Load Test

Elk Grove Water District
Backflow Prevention Program 2019

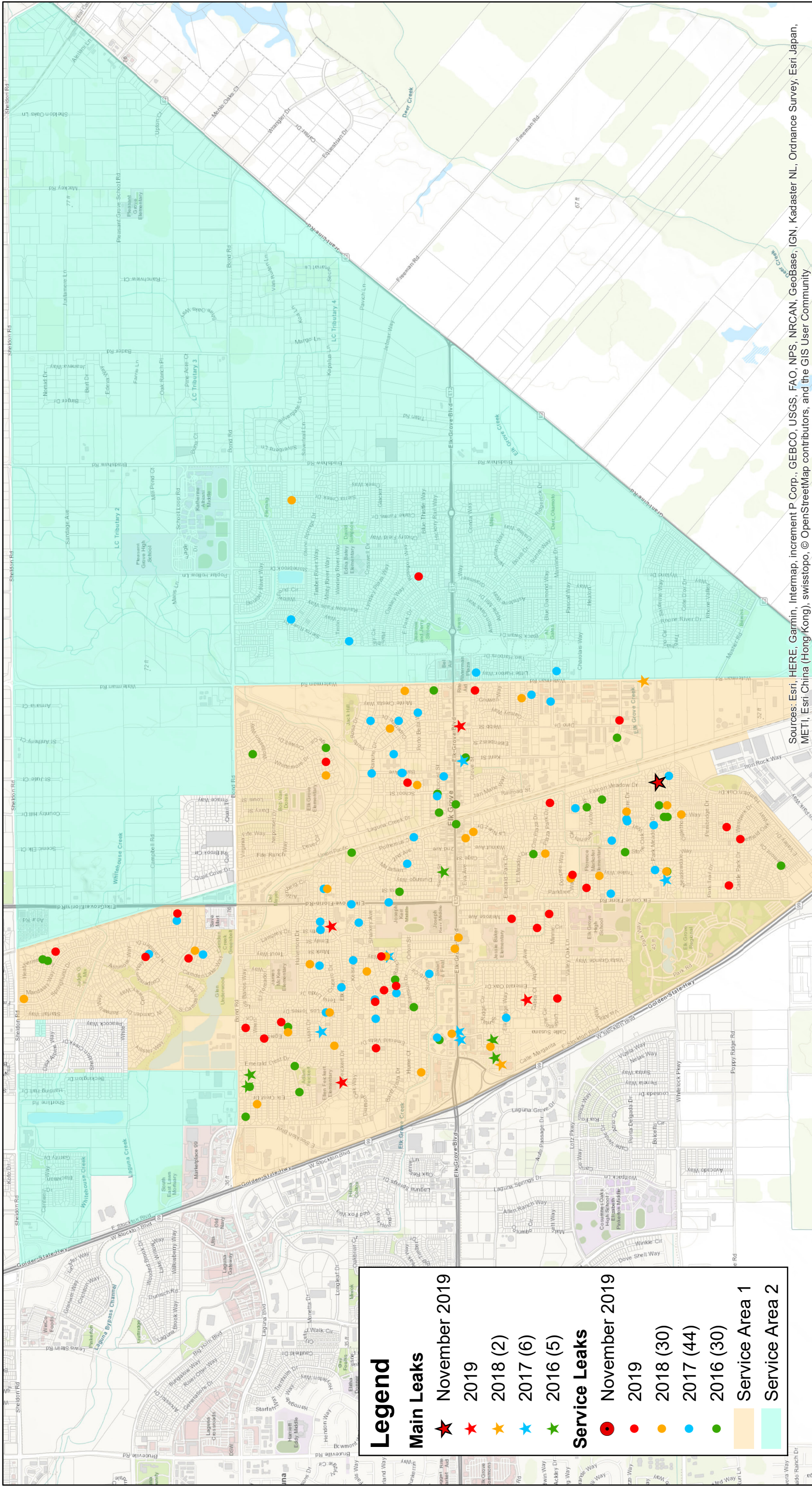
Backflow Device Reports	JAN	FEB	MAR	APR	MAY	JUN	JUL	AUG	SEP	OCT	NOV	DEC
CURRENT												
Notices Issued	48	40	78	15	63	73	153	94	76	52	58	
Assemblies Tested	41	15	38	14	57	16	110	79	54	25	17	
Passed Initial Test	41	11	30	14	54	16	99	78	52	21	15	
Failed Initial Test	0	4	8	0	3	0	11	1	2	4	2	
Failed Devices Retested----Passed		4	8		3	0	9	1	2	3	1	
Investigations or Address Change	0	0	13	0	0	1			1			
Inactivated Devices	2	0	0	0	0	0						
Schedule Code Changed	0	0	0	0	0	0	1					
Devices Turned Off	0	0	0	0	0	0						
2nd Notices Issued	5	25	26	1	6	57	43	15	21	27	41	

Monthly Outstanding Delinquents	0	0	0	0	0	0	0	0	1	0	0	0
---------------------------------	---	---	---	---	---	---	---	---	---	---	---	---

Total Outstanding Delinquents	42
--------------------------------------	-----------

Elk Grove Water District
 Safety Meetings/Training
 November 2019

Date	Topic	Attendees	Hosted By
11/7/2019	How To Conduct A Safety Tailboard	Stefan Chanh, David Frederick, Aaron Hewitt, James Hinegardner, Sean Hinton, Brandon Kent, Justin Mello, Jose Mendoza, Sal Mendoza, Michael Montiel, Chris Phillips, John Vance, Brandon Wagner, Marcell Wilson, Vue Xiong	Steve Shaw
11/18/2019	Construction Site Safety	David Frederick, Aaron Hewitt, James Hinegardner, Sean Hinton, Brandon Kent, Justin Mello, Jose Mendoza, Sal Mendoza, Michael Montiel, Chris Phillips, John Vance, Brandon Wagner, Marcell Wilson	Steve Shaw



Legend

Main Leaks

- ★ November 2019
- ★ 2019
- ★ 2018 (2)
- ★ 2017 (6)
- ★ 2016 (5)

Service Leaks


- November 2019
- 2019
- 2018 (30)
- 2017 (44)
- 2016 (30)

■ Service Area 1

■ Service Area 2

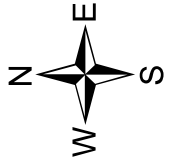
November 2019	
Main Line Leaks: 1	YTD: 5
Service Line Leaks: 0	YTD: 27
Total Leaks: 1	YTD: 32

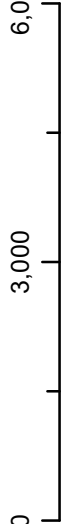
Elk Grove Water District
Main & Service Line Leaks
Created by: Travis Franklin
Date: December 5, 2019



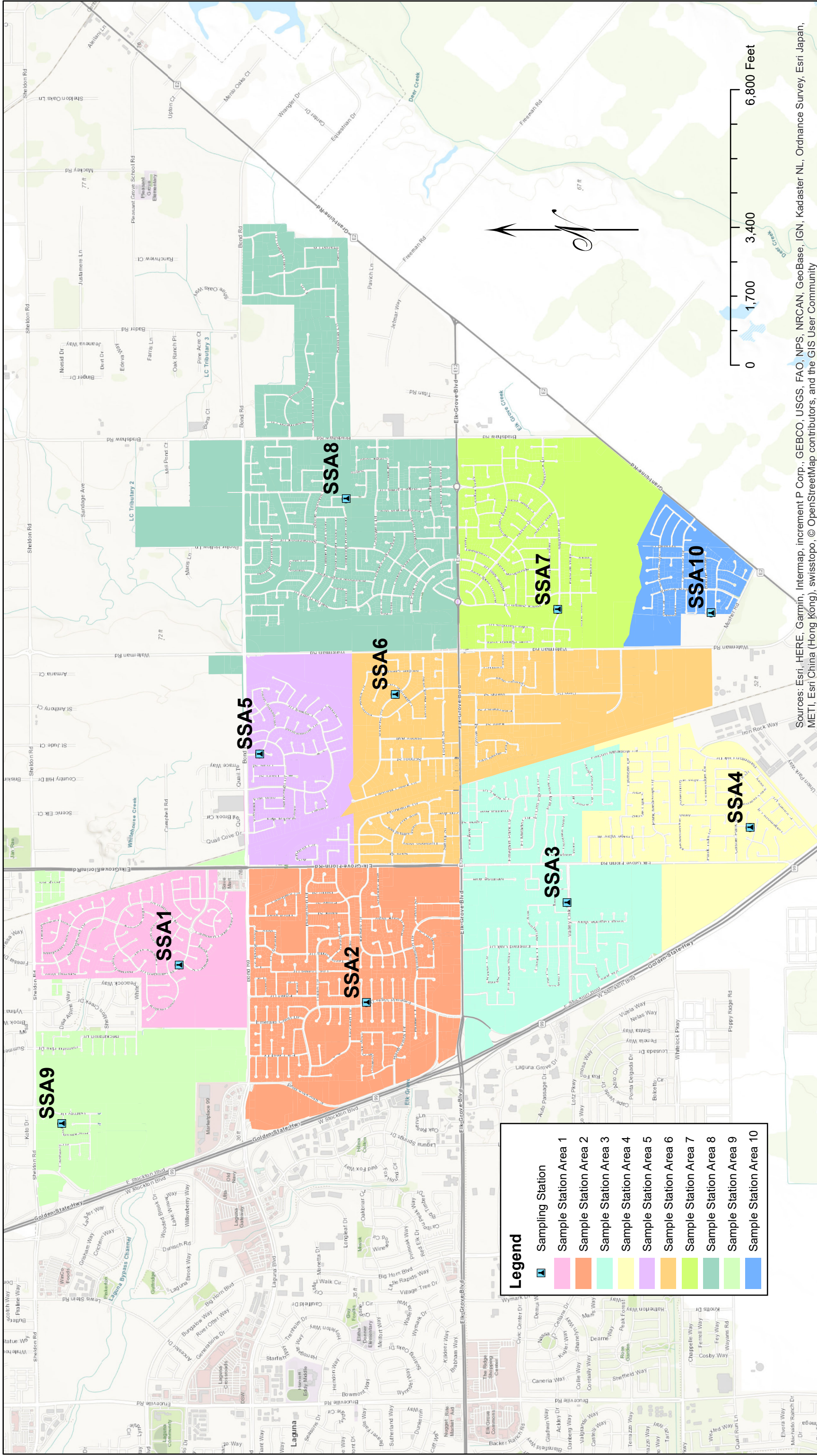
Elk Grove Water District

Main and Service Line Leaks Map





Sources: Esri, HERE, Garmin, Intermap, increment P Corp., GEBCO, USGS, FAO, NPS, NRCAN, GeoBase, IGN, Kadaster NL, Ordnance Survey, Esri Japan, METI, Esri China (Hong Kong), swisstopo, © OpenStreetMap contributors, and the GIS User Community



Legend

- Sampling Station
- Sample Station Area 1
- Sample Station Area 2
- Sample Station Area 3
- Sample Station Area 4
- Sample Station Area 5
- Sample Station Area 6
- Sample Station Area 7
- Sample Station Area 8
- Sample Station Area 9
- Sample Station Area 10



Sample Stations: 10

Elk Grove Water District Sample Station Areas

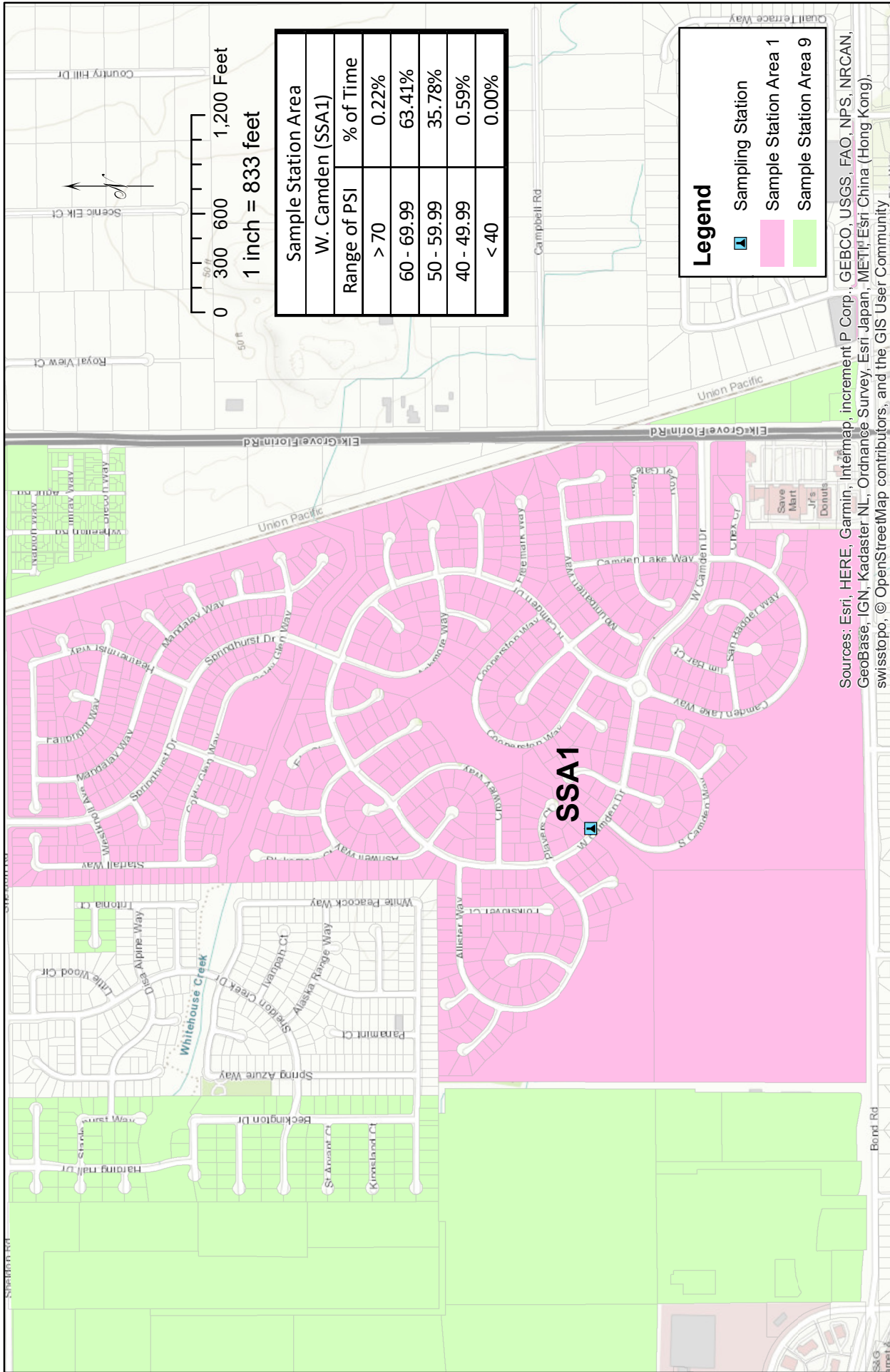
Projected Coordinate System: NAD 83 State Plane CA II FIPS 0402

Source: EGWD GIS database

Modified by: Travis Franklin

December 5, 2019

Sources: Esri, HERE, Garmin, Intermap, increment P Corp., GEBCO, USGS, FAO, NPS, NRCAN, GeoBase, IGN, Kadaster NL, Ordnance Survey, Esri Japan, METI, Esri China (Hong Kong), swisstopo, © OpenStreetMap contributors, and the GIS User Community



Sources: Esri, HERE, Garmin, Intermap, increment P Corp., GEBCO, USGS, FAO, NPS, NRCAN, GeoBase, IGN, Kadaster NL, Ordnance Survey, Esri Japan, MEIT, Esri China (Hong Kong), swisstopo, © OpenStreetMap contributors, and the GIS User Community

Sample Station #1

Note: Sample Station takes a reading every 5 minutes.

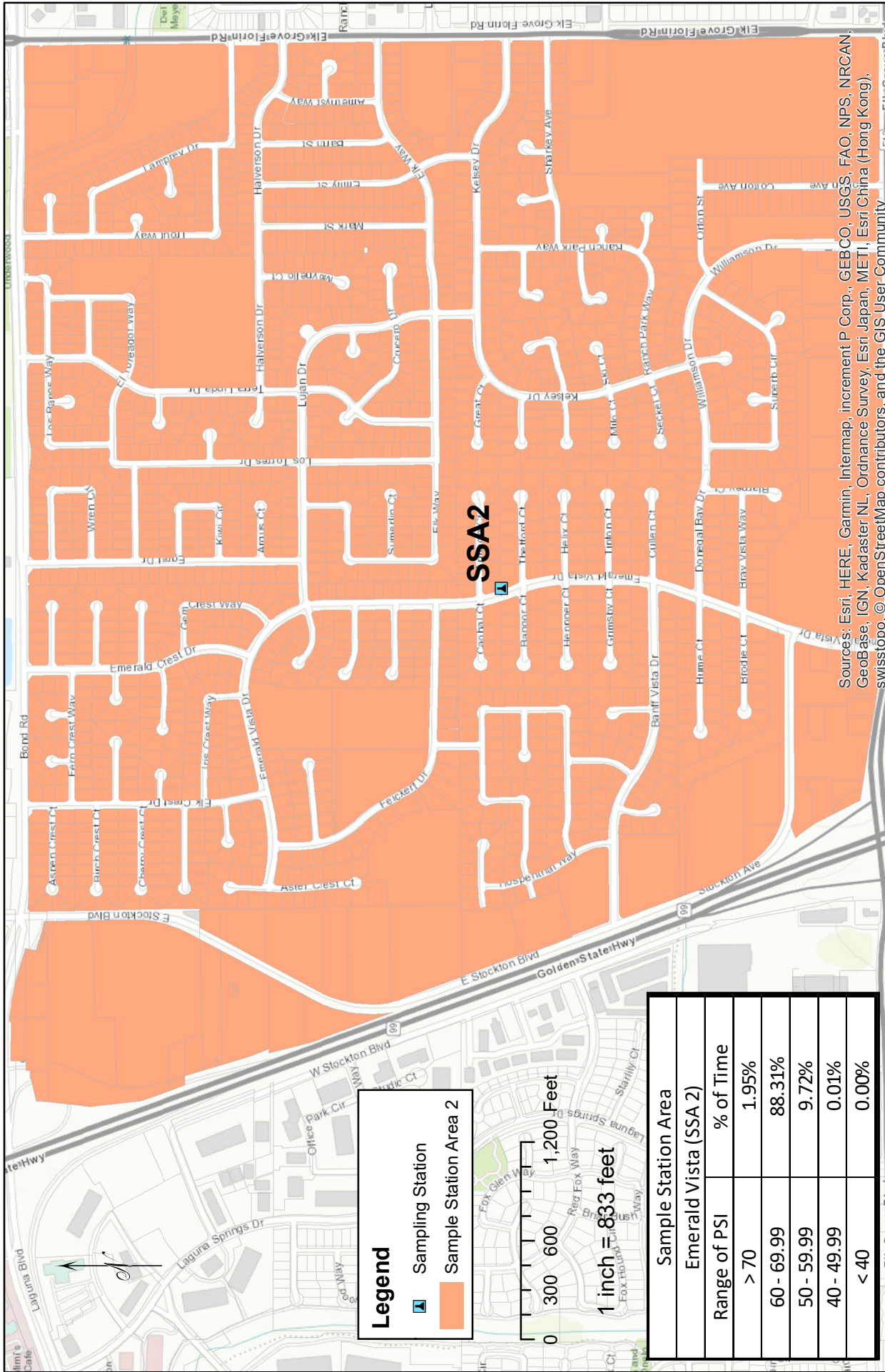
November 2019



Elk Grove Water District

System Pressure Monitoring

Projected Coordinate System:
NAD 83 State Plane CA II FIPS 0402
Source: EGWD GIS database
Created by: Travis Franklin
December 5, 2019



Legend

- Sampling Station
- Sample Station Area 2



Sample Station Area	Emerald Vista (SSA 2)
Range of PSI	> 70
% of Time	1.95%
	60 - 69.99
	88.31%
	50 - 59.99
	9.72%
	40 - 49.99
	0.01%
	< 40
	0.00%

Sources: Esri, HERE, Garmin, Intermap, increment P Corp., GEBCO, USGS, FAO, NPS, NRCAN, GeoBase, IGN, Kadaster NL, Ordnance Survey, Esri Japan, METI, Esri China (Hong Kong), Swisstopo, © OpenStreetMap contributors, and the GIS User Community



Elk Grove Water District

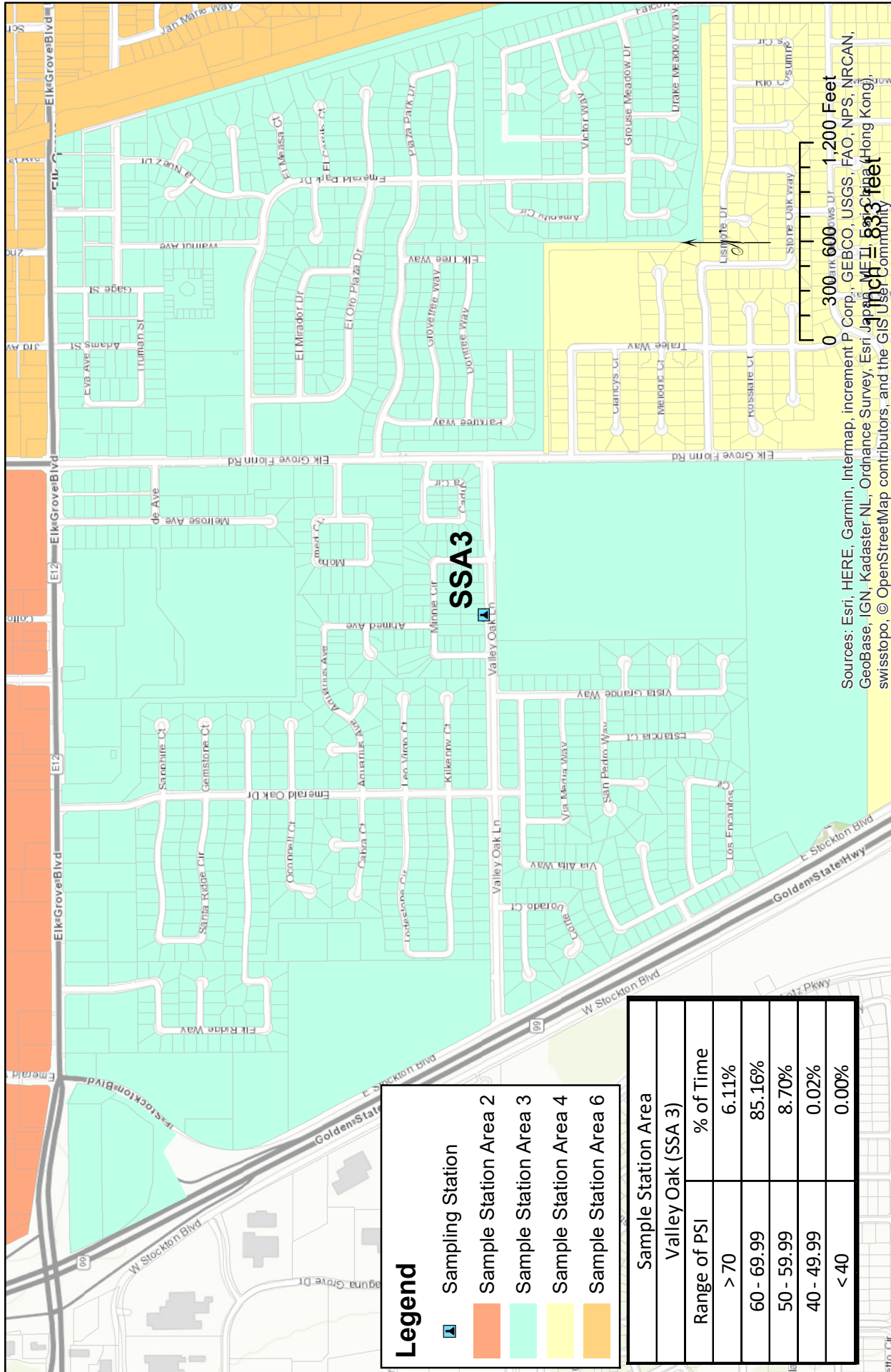
System Pressure Monitoring

Projected Coordinate System:
 NAD 83 State Plane CA II FIPS 0402
 Source: EGWD GIS database
 Created by: Travis Franklin
 December 5, 2019

Sample Station #2

Note: Sample Station takes a reading every 5 minutes.

November 2019




Sources: Esri, HERE, Garmin, Intermap, increment P Corp., GEBCO, USGS, FAO, NPS, NRCAN, GeoBase, IGN, Kadaster NL, Ordnance Survey, Esri Japan, Swisstopo, (Hong Kong), swisstopo, © OpenStreetMap contributors, and the GIS User Community

Projected Coordinate System:
 NAD 83 State Plane CA II FIPS 0402
 Source: EGWD GIS database
 Created by: Travis Franklin
 December 5, 2019

Elk Grove Water District

System Pressure Monitoring



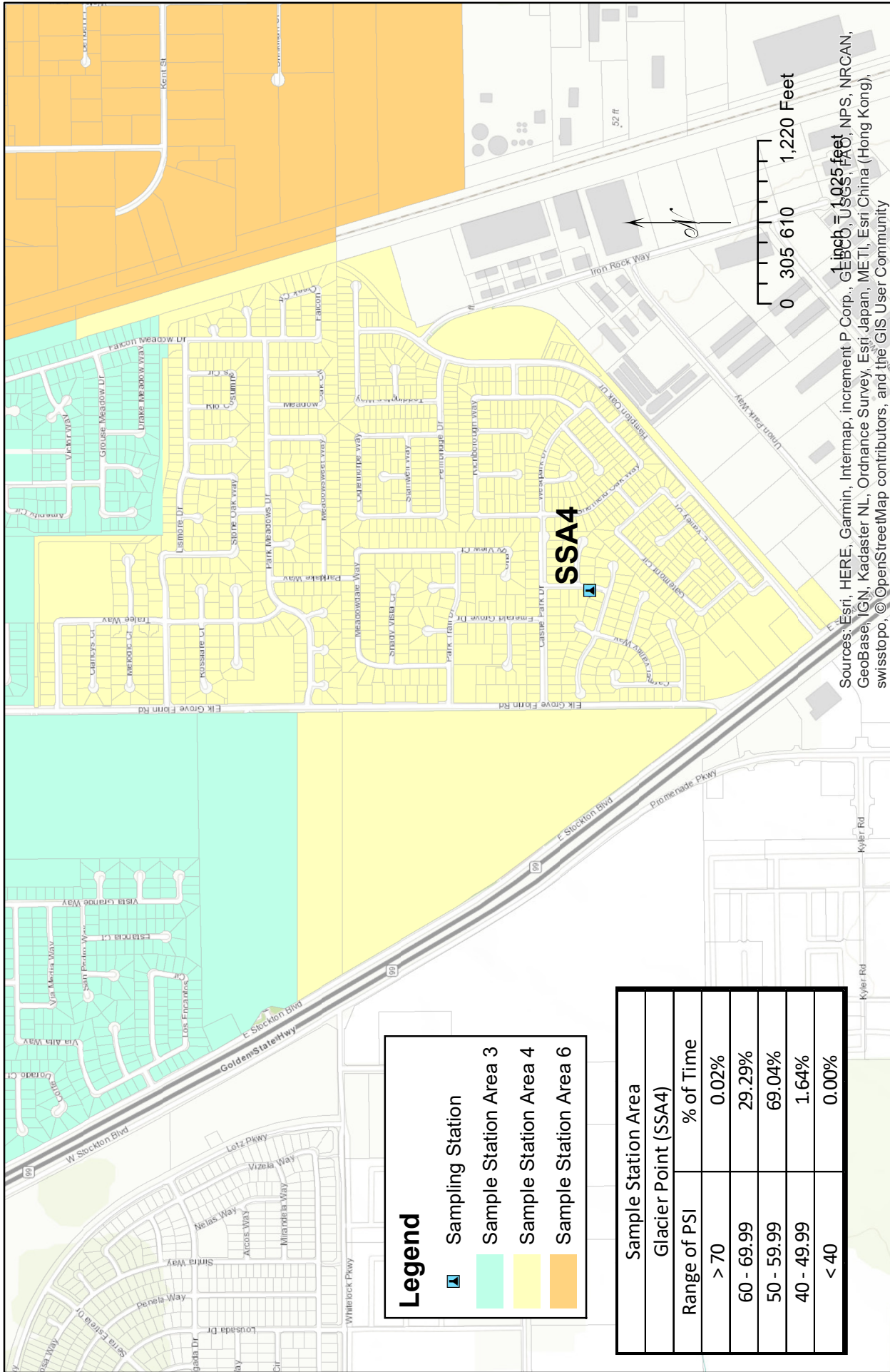
Legend	
	Sampling Station
	Sample Station Area 2
	Sample Station Area 3
	Sample Station Area 4
	Sample Station Area 6

Sample Station Area	% of Time
Valley Oak (SSA 3)	
Range of PSI	
> 70	6.11%
60 - 69.99	85.16%
50 - 59.99	8.70%
40 - 49.99	0.02%
< 40	0.00%

Sample Station #3

Note: Sample Station takes a reading every 5 minutes.

November 2019



Projected Coordinate System:
 NAD 83 State Plane CA II FIPS 0402
 Source: EGWD GIS database
 Created by: Travis Franklin
 December 5, 2019

Elk Grove Water District

System Pressure Monitoring



Legend

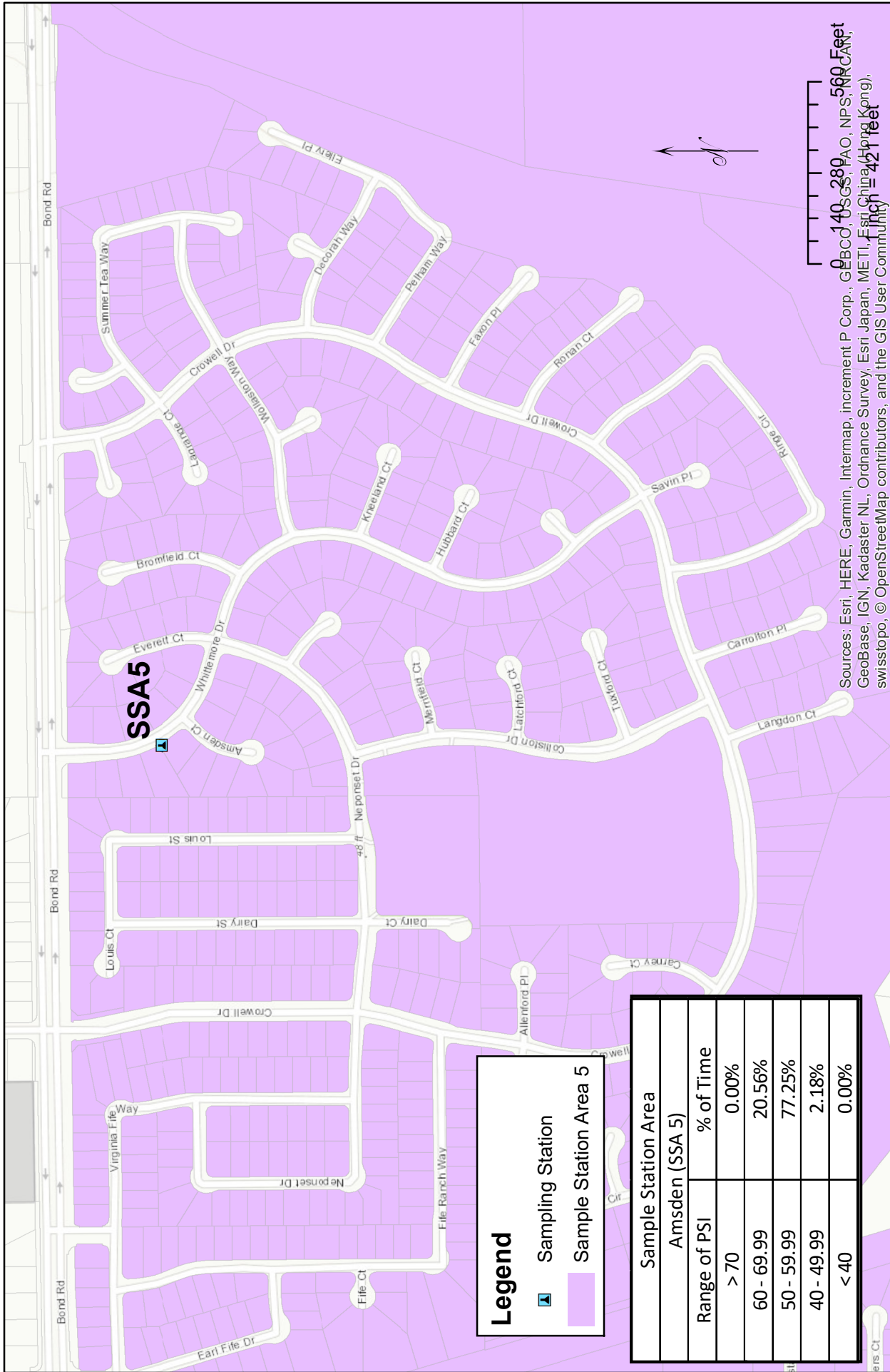
- ▲ Sampling Station
- Sample Station Area 3
- Sample Station Area 4
- Sample Station Area 6

Sample Station Area	Glacier Point (SSA4)	% of Time
Range of PSI		
> 70		0.02%
60 - 69.99		29.29%
50 - 59.99		69.04%
40 - 49.99		1.64%
< 40		0.00%

Sample Station #4



Note: Sample Station takes a reading every 5 minutes.

November 2019



Sources: Esri, HERE, Garmin, Intermap, increment P Corp., GEBCO, USGS, FAO, NPS, ~~560 Feet~~
 GeoBase, IGN, Kadaster NL, Ordnance Survey, Esri Japan, METI, Esri China (Hong Kong),
 swisstopo, © OpenStreetMap contributors, and the GIS User Community
 140, 280, 560 Feet

Legend

-  Sampling Station
-  Sample Station Area 5

Sample Station Area	% of Time
Amsden (SSA 5)	
Range of PSI	
> 70	0.00%
60 - 69.99	20.56%
50 - 59.99	77.25%
40 - 49.99	2.18%
< 40	0.00%



Elk Grove Water District

System Pressure Monitoring

Sample Station #5

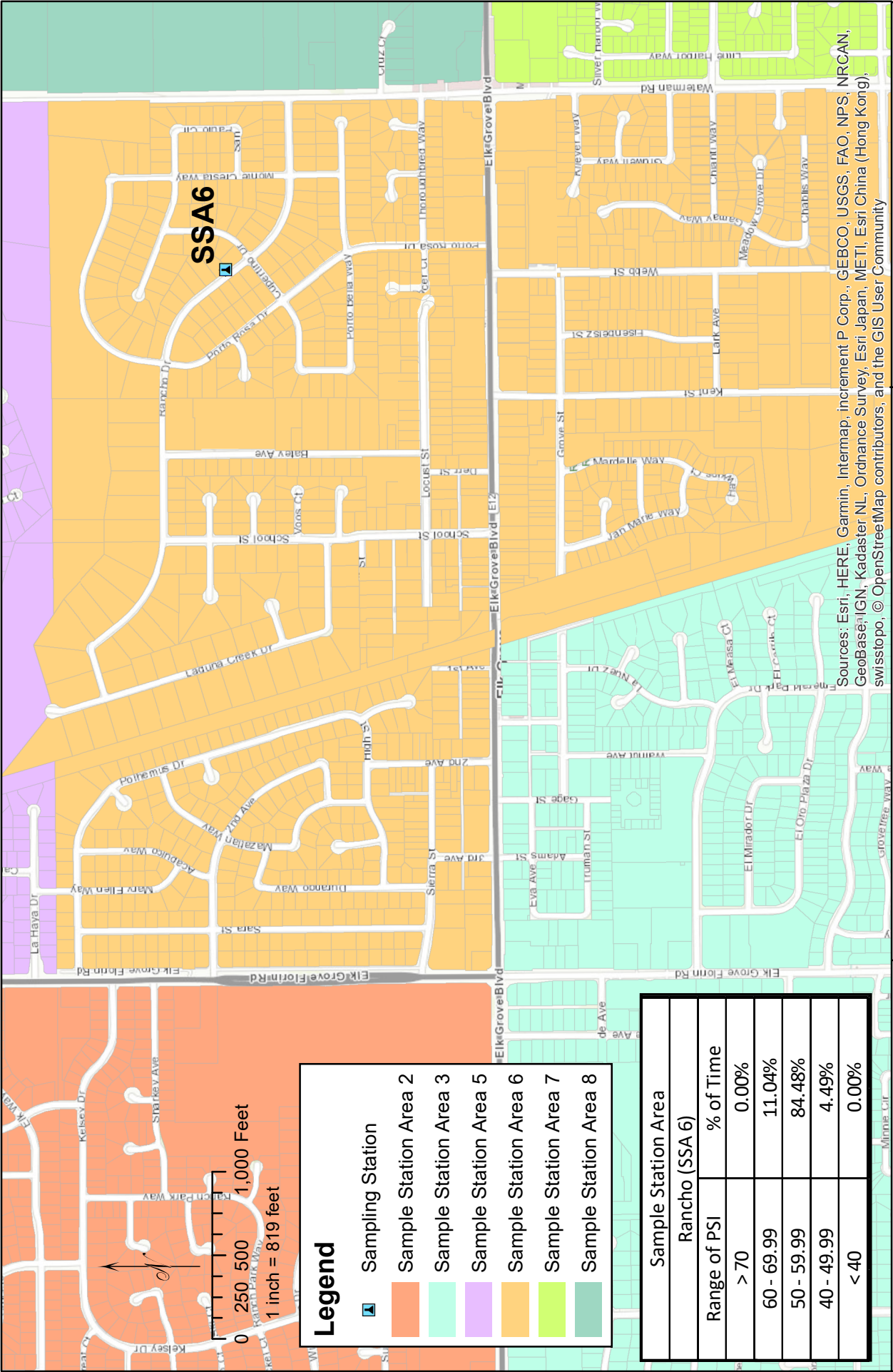
Notes: Sample Station takes a reading every 5 minutes.

November 2019

Projected Coordinate System:
 NAD 83 State Plane CA II FIPS 0402

Source: EGWD GIS database

Created by: Travis Franklin
 December 5, 2019



Sources: Esri, HERE, Garmin, Intermap, increment P Corp., GEBCO, USGS, FAO, NPS, NRCAN, GeoBase, IGN, Kadaster NL, Ordnance Survey, Esri Japan, METI, Esri China (Hong Kong), swisstopo, © OpenStreetMap contributors, and the GIS User Community

Legend

- Sampling Station
- Sample Station Area 2
- Sample Station Area 3
- Sample Station Area 5
- Sample Station Area 6
- Sample Station Area 7
- Sample Station Area 8

Sample Station Area	Range of PSI	% of Time
Rancho (SSA 6)	> 70	0.00%
	60 - 69.99	11.04%
	50 - 59.99	84.48%
	40 - 49.99	4.49%
	< 40	0.00%

Sample Station #6

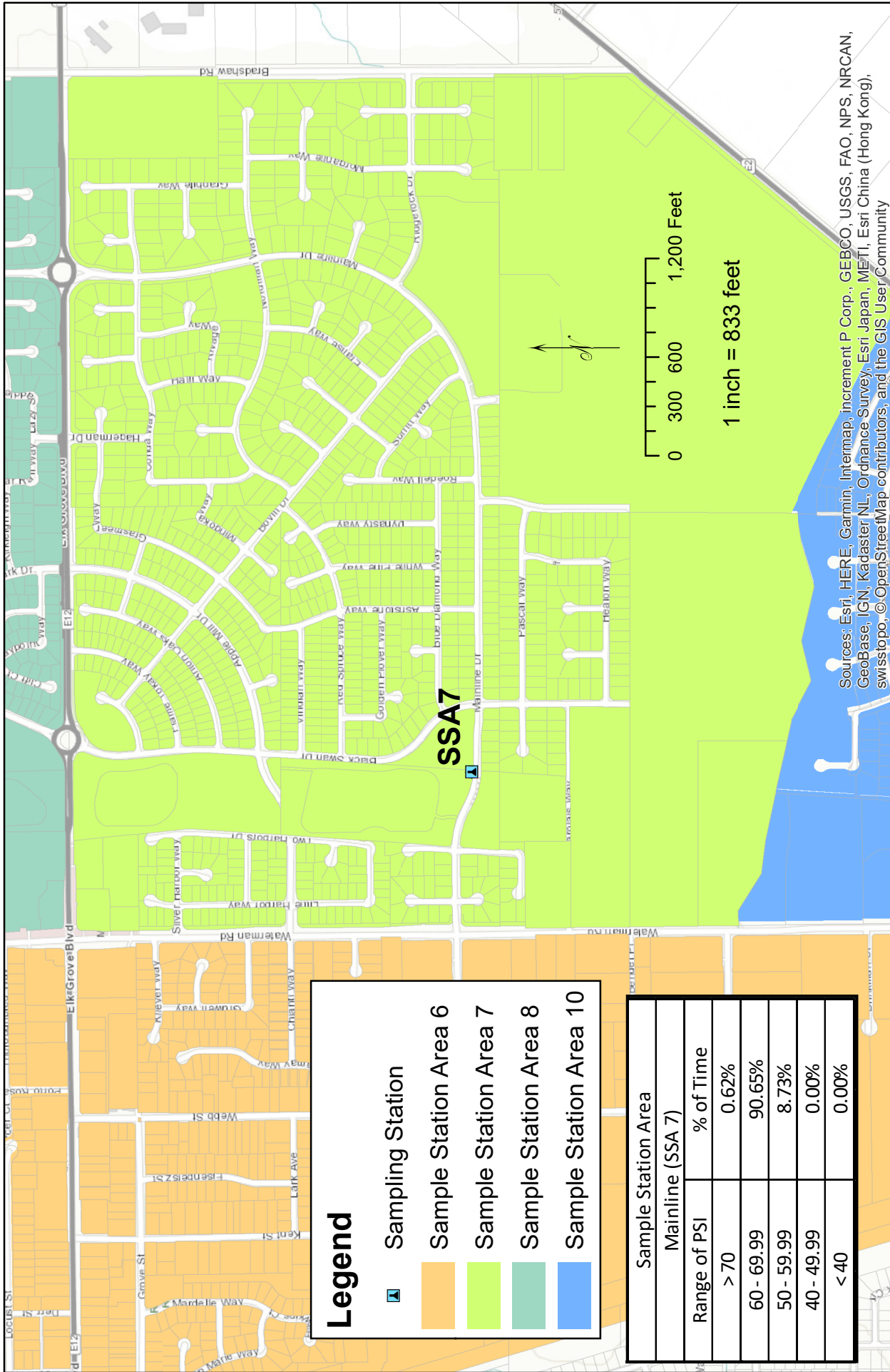
Note: Sample Station takes a reading every 5 minutes.

November 2019



Elk Grove Water District
System Pressure Monitoring

Projected Coordinate System:
NAD 83 State Plane CA II FIPS 0402
Source: EGWD GIS database
Created by: Travis Franklin
December 5, 2019



Sources: Esri, HERE, Garmin, Intermap, increment P Corp., GEBCO, USGS, FAO, NPS, NRCAN, GeoBase, IGN, Kadaster NL, Ordnance Survey, Esri Japan, METI, Esri China (Hong Kong), swisstopo, ©OpenStreetMap contributors, and the GIS User Community

Projected Coordinate System:
 NAD 83 State Plane CA II FIPS 0402
 Source: EGWD GIS database
 Created by: Travis Franklin
 December 5, 2019

Elk Grove Water District

System Pressure Monitoring



Legend

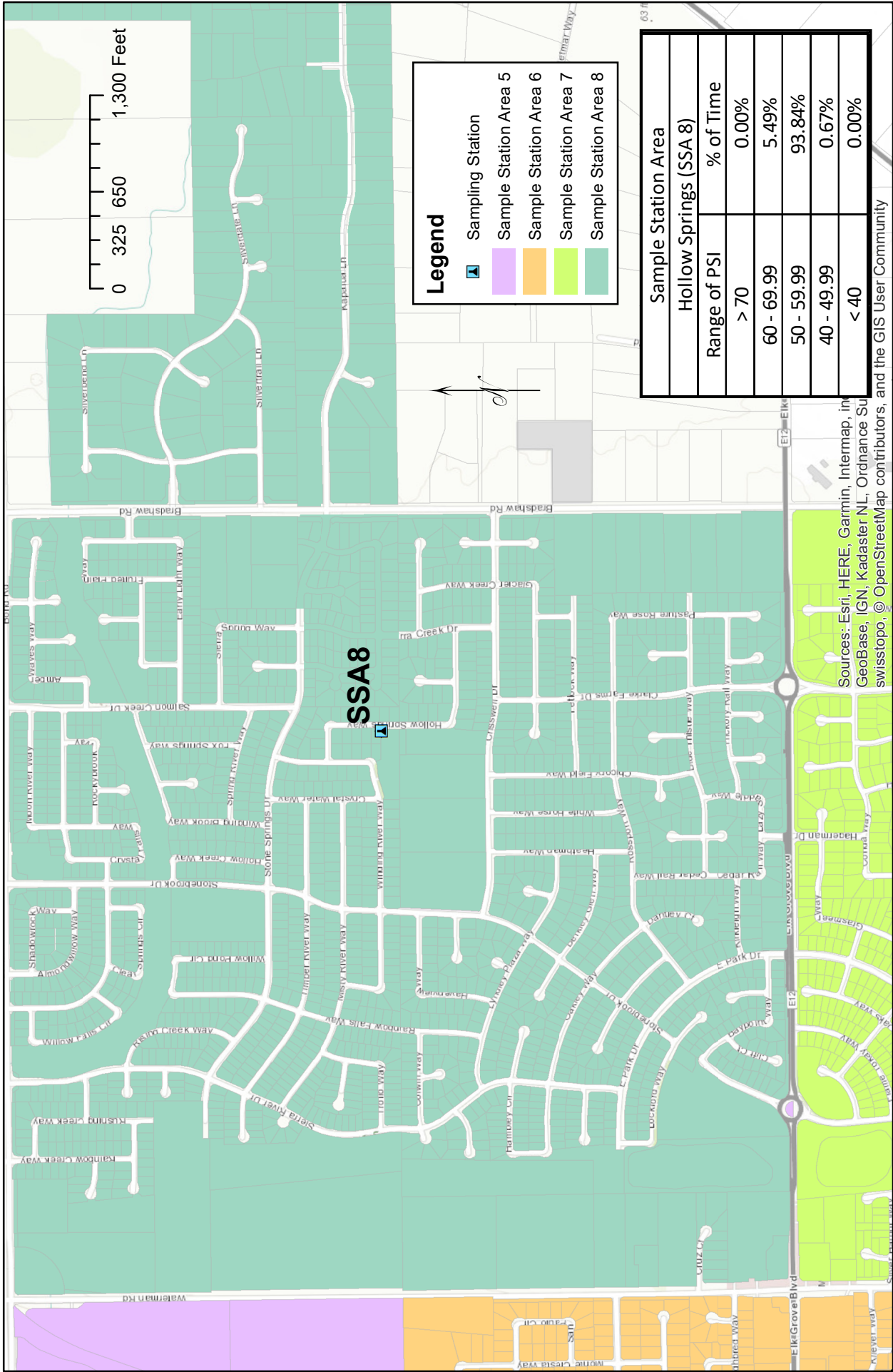
- Sampling Station
- Sample Station Area 6
- Sample Station Area 7
- Sample Station Area 8
- Sample Station Area 10

Sample Station Area	Range of PSI	% of Time
Mainline (SSA 7)	> 70	0.62%
	60 - 69.99	90.65%
	50 - 59.99	8.73%
	40 - 49.99	0.00%
	< 40	0.00%

Sample Station #7

Note: Sample Station takes a reading every 5 minutes.

November 2019



Legend

- Sampling Station
- Sample Station Area 5
- Sample Station Area 6
- Sample Station Area 7
- Sample Station Area 8

Sample Station Area	Range of PSI	% of Time
Hollow Springs (SSA 8)	> 70	0.00%
	60 - 69.99	5.49%
	50 - 59.99	93.84%
	40 - 49.99	0.67%
	< 40	0.00%

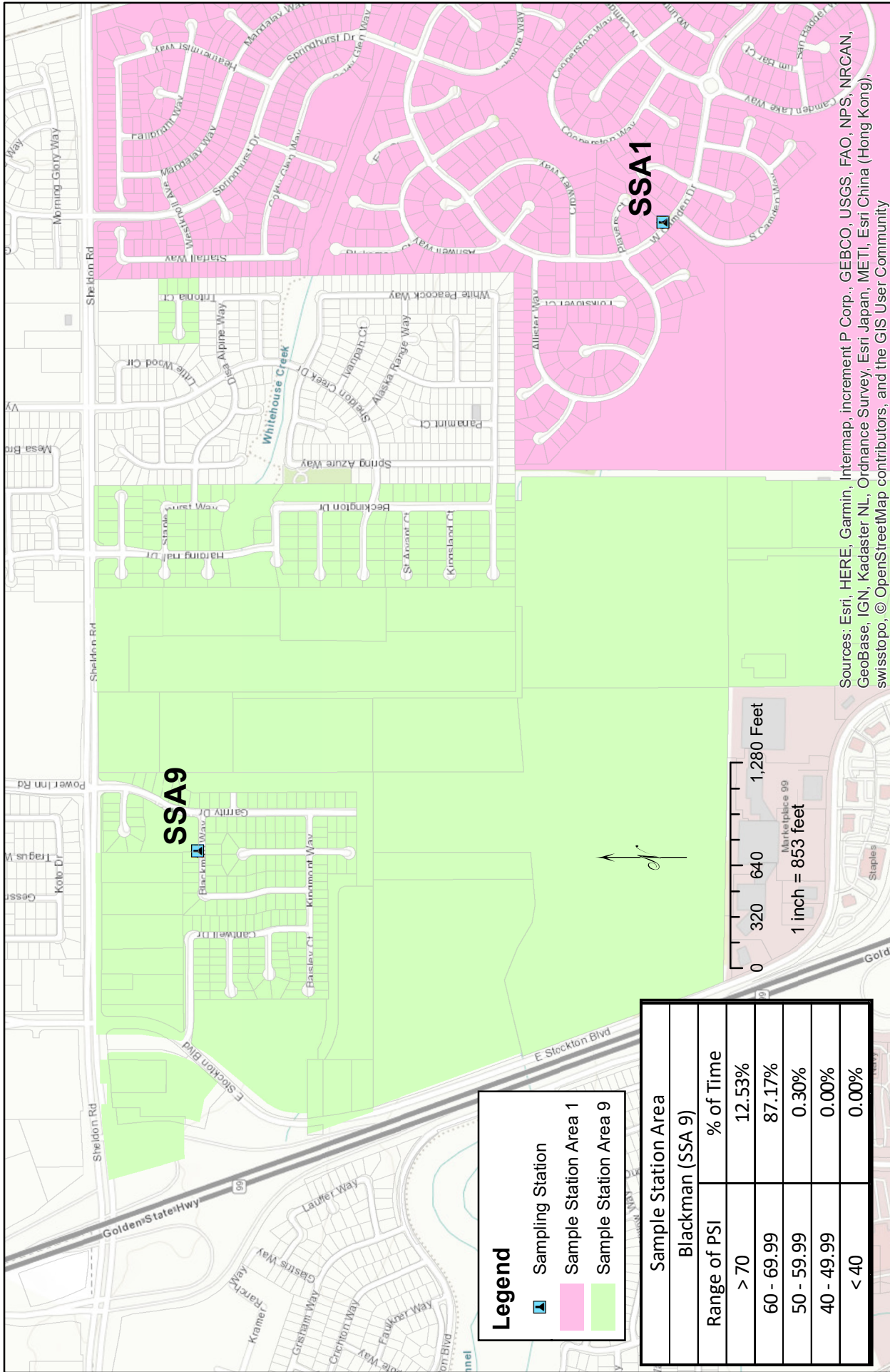
Sources: Esri, HERE, Garmin, Intermap, in GeoBase, IGN, Kadaster NL, Ordnance Survey, swisstopo, © OpenStreetMap contributors, and the GIS User Community

Projected Coordinate System:
 NAD 83 State Plane CA II FIPS 0402
 Source: EGWD GIS database
 Created by: Travis Franklin
 December 5, 2019

Elk Grove Water District
 System Pressure Monitoring



Sample Station #8
 Note: Sample Station takes a reading every 5 minutes.
 November 2019



Sources: Esri, HERE, Garmin, Intermap, increment P Corp., GEBCO, USGS, FAO, NPS, NRCAN, GeoBase, IGN, Kadaster NL, Ordnance Survey, Esri Japan, METI, Esri China (Hong Kong), swisstopo, © OpenStreetMap contributors, and the GIS User Community

Legend

- Sampling Station
- Sample Station Area 1
- Sample Station Area 9

Sample Station Area	Blackman (SSA 9)	Range of PSI	% of Time
		> 70	12.53%
		60 - 69.99	87.17%
		50 - 59.99	0.30%
		40 - 49.99	0.00%
		< 40	0.00%

Sample Station #9

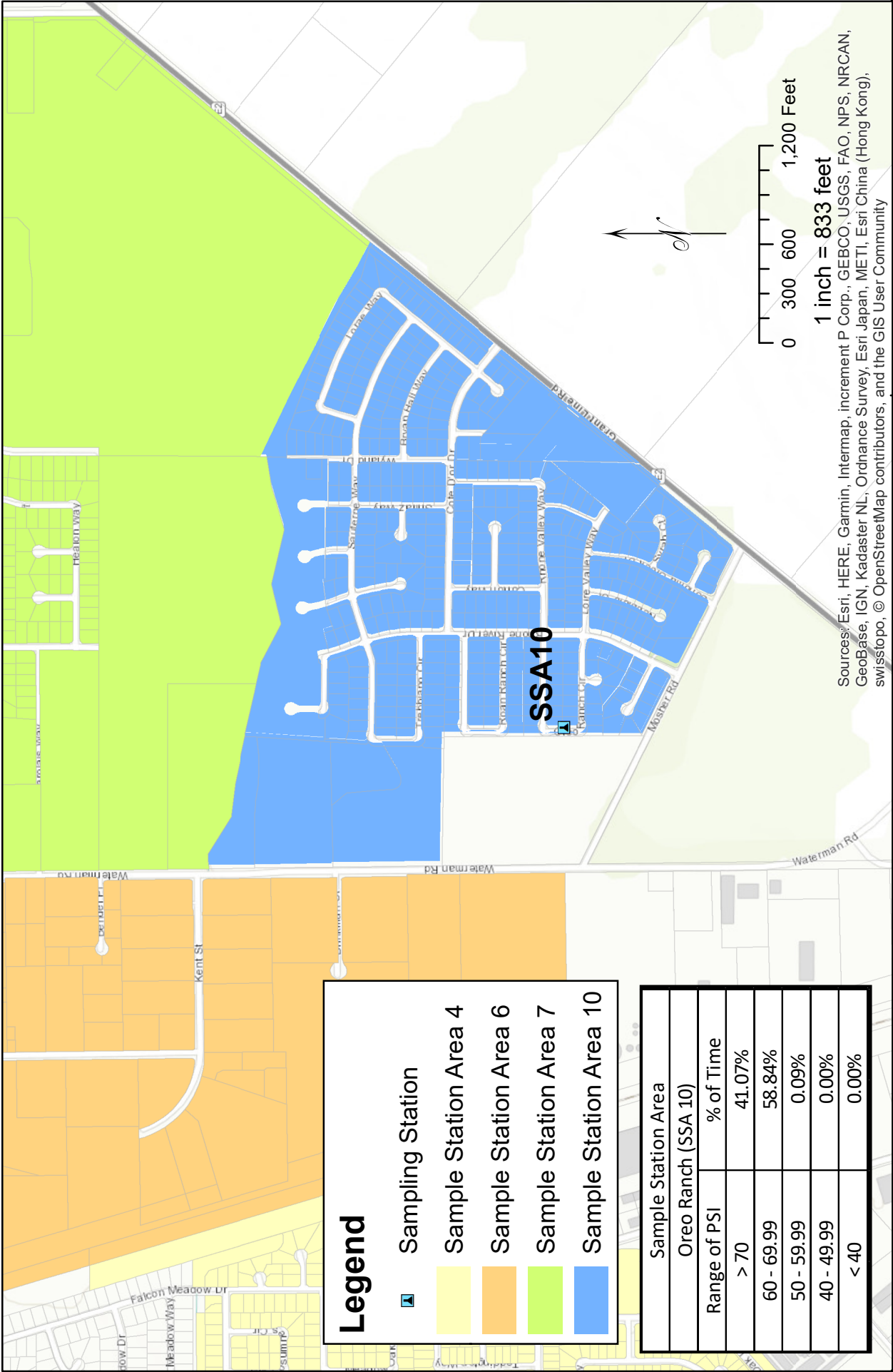
Note: Sample Station takes a reading every 5 minutes.

November 2019



Elk Grove Water District
System Pressure Monitoring

Projected coordinate system:
NAD 83 State Plane CA II FIPS 0402
Source: EGWD GIS database
Created by: Travis Franklin
December 5, 2019




Sources: Esri, HERE, Garmin, Intermap, increment P Corp., GEBCO, USGS, FAO, NPS, NRCAN, GeoBase, IGN, Kadaster NL, Ordnance Survey, Esri Japan, METI, Esri China (Hong Kong), swisstopo, © OpenStreetMap contributors, and the GIS User Community






Projected Coordinate System:
 NAD 83 State Plane CA II FIPS 0402
 Source: EGWD GIS database
 Created by: Travis Franklin
 December 5, 2019

Elk Grove Water District

System Pressure Monitoring



Legend

-  Sampling Station
-  Sample Station Area 4
-  Sample Station Area 6
-  Sample Station Area 7
-  Sample Station Area 10

Sample Station Area	
Oreo Ranch (SSA 10)	
Range of PSI	% of Time
> 70	41.07%
60 - 69.99	58.84%
50 - 59.99	0.09%
40 - 49.99	0.00%
< 40	0.00%

Sample Station #10

Note: Sample Station takes a reading every 5 minutes.

November 2019

December 17, 2019

TO: Chair and Directors of the Florin Resource Conservation District

FROM: Mark J. Madison, General Manager

SUBJECT: **STATUS UPDATE ON ACTION ITEMS FOLLOWING THE 2019 GRAND JURY REPORT – THE FLORIN RESOURCE CONSERVATION DISTRICT – A CASE OF MISTAKEN IDENTITY?**

RECOMMENDATION

This item is presented for information only. No action by the Florin Resource Conservation District Board of Directors is proposed at this time.

SUMMARY

On June 28, 2019, the Florin Resource Conservation District (District) received a report from the Sacramento County Grand Jury (Grand Jury) entitled *The Florin Resource Conservation District – A Case of Mistaken Identity?* (Report). This Report was reviewed and discussed at a Special Board Meeting of the District Board of Directors (Board) on July 31, 2019.

From the direction provided by the Board at that meeting, the proposed responses were drafted, presented and approved by the Board at the Regular Board Meeting on August 21, 2019 for submission to the Presiding Judge of the Sacramento County Superior Court. At the same meeting, the Board directed staff to prepare a standing agenda item to report back to the Board monthly updates on the status of the actions associated with selected recommendations and their due dates. This item is in compliance with that direction.

DISCUSSION

Background

On June 28, 2019, the District received a report from the Grand Jury entitled *The Florin Resource Conservation District – A Case of Mistaken Identity?* The Report was issued pursuant to a lengthy investigation by the Grand Jury following complaints of “alleged issues with a recent water rate increase (improper and misleading notices, procedural errors), problems with the composition of the Board of Directors, and a general lack of oversight by the Board of Directors.”

STATUS UPDATE ON ACTION ITEMS FOLLOWING THE 2019 GRAND JURY REPORT – THE FLORIN RESOURCE CONSERVATION DISTRICT – A CASE OF MISTAKEN IDENTITY?

Page 2

On July 31, 2019, the Board conducted a Special Board Meeting to review the Report and entertain comments from the public. During that meeting, all of the Findings and Recommendations were discussed, and direction was provided to the General Manager regarding how the Board wanted to respond to each Finding and Recommendation.

From the direction provided by the Board at that meeting, the General Manager presented the proposed responses at the Regular Board Meeting on August 21, 2019, all of which were approved for submission to the Presiding Judge of the Sacramento Superior Court. The responses included the actions that the District would be taking relative to the recommendations made by the Grand Jury based on their findings.

Present Situation

The Recommendations that the District agreed to take action on, and their present status, is as follows:

Recommendation R2

The FRCD Board of Directors should complete its updated Strategic Plan by June 30, 2020. The new Strategic Plan should include a discussion of its long-term vision and its long-range mission. This discussion should include a comprehensive review of the mission of the FRCD, whether it should continue as an independent district (either as an RCD or a water district) or consolidate with another area water provider (such as SCWA Zone 40).

Due Date: June 30, 2020

Status: The District is presently preparing a new Strategic Plan scheduled for completion on or around February, 2020.

Recommendation R4

FRCD should review its actions during the most recent water rate study and rate increase approval, by June 30, 2020, to ensure that such future actions follow the protest period mandated under Proposition 218. Action should be taken to review and amend Board policies to ensure that future rate studies and proposals for rate increases conform to the procedures outlined in Proposition 218.

STATUS UPDATE ON ACTION ITEMS FOLLOWING THE 2019 GRAND JURY REPORT – THE FLORIN RESOURCE CONSERVATION DISTRICT – A CASE OF MISTAKEN IDENTITY?

Page 3

Due Date: June 30, 2020

Status: The District has received a draft policy covering the requirements of Proposition 218 from Regional Government Services (RGS) and is in the process of reviewing the document. This policy will be distributed to the leadership team for review, which will be followed by a Board Working Group meeting. Staff anticipates bringing the policy to the Board for adoption this spring. This policy will be completed before the due date as specified in the recommendation.

Recommendation R5

FRCD should review and amend, by December 31, 2019, contracting policies for professional and consultant services to address time limits, types of professional services and other requirements.

Due Date: December 31, 2019

Status: This policy was presented to, and adopted by, the Board during the November 19, 2019 Board meeting. This recommendation is completed.

Recommendation R6

FRCD should develop, by December 31, 2019, new policies relative to interim contracting for professional services for board approval. Minimize the use of interim contracts and maximize the use of standard contracts using a competitive process for professional services.

Due Date: December 31, 2019

Status: This policy was presented to, and adopted by, the Board during the November 19, 2019 Board meeting. This recommendation is completed.

Recommendation R7

FRCD should begin, by December 31, 2019, the process of planning and installing flowmeters in its main water transmission lines to monitor for breaks, pressure losses, etc. These monitoring devices should also be connected to an automatic alert system for on-call emergency employees.

STATUS UPDATE ON ACTION ITEMS FOLLOWING THE 2019 GRAND JURY REPORT – THE FLORIN RESOURCE CONSERVATION DISTRICT – A CASE OF MISTAKEN IDENTITY?

Page 4

Due Date: December 31, 2019

Status: On November 26, 2019, the FRCD initiated a pilot program to monitor pressure in five (5) strategic locations of its water distribution system. Three (3) of the five (5) pressure monitoring devices were either damaged during shipping or are defective. These devices are in the process of being replaced. The other two (2) devices are working properly. These two (2) devices are sending staff email alerts when system pressures rise above or fall below maximum and minimum set pressures, respectively. Staff is conducting water main break simulations to test how the devices will perform during a water main break. The pilot program will provide staff real data in order to make an informed decision as to whether to expand the program.

Recommendation R8

FRCD should rescind its vote approving health benefits for Board members, by September 30, 2019, since no action has ever been taken to implement them.

Due Date: September 30, 2019

Status: The Board voted against approving health benefits for Board members at the October 15, 2019 board meeting. This recommendation is completed.

Recommendation R10

FRCD should establish policy, by December 31, 2019, to ensure a programmatic on-boarding process for new Board Members that includes both policy and operations. In addition, FRCD should establish, by December 31, 2019, a web-page with Board policies for public review.

Due Date: December 31, 2019

Status: Staff has placed all Board policies online for public view. The recommended policy was also presented to, and adopted by, the Board during the November 19, 2019 Board meeting. This recommendation is completed.

Recommendation R11

FRCD should, on an ongoing basis, expand its outreach to its ratepayers, in order to increase their engagement with the business and activities of the district. This could

STATUS UPDATE ON ACTION ITEMS FOLLOWING THE 2019 GRAND JURY REPORT – THE FLORIN RESOURCE CONSERVATION DISTRICT – A CASE OF MISTAKEN IDENTITY?

Page 5

include, but is not limited to, increased inserts with ratepayer's monthly bills, enhanced web interaction, media outreach, such as a periodic column in the Elk Grove Citizen or other avenues, and practical workshops for ratepayers. FRCD should also engage with both the California Special Districts Association and the Institute for Local Government to learn about any other outreach efforts that are possible.

Due Date: Not Specified

Status: Work on this recommendation is ongoing. District staff actively participates in the Regional Water Efficiency Program Public Outreach Committee and in other forums. On November 24, staff also attended the leadership Elk Grove Graduation Ceremony which was widely attended by businesses in Elk Grove.

ENVIRONMENTAL CONSIDERATIONS

There are no environmental considerations associated with this item.

STRATEGIC PLAN CONFORMITY

This item conforms to the FRCD/Elk Grove Water District's (EGWD) 2012-2017 Strategic Plan. The Mission of the EGWD is stated as: "Committed to supplying our customers with high quality, safe water along with outstanding customer service for current and future generations." This item conforms to that Mission statement and also conform to EGWD's goals of Financial Stability, excellent Customer Service, and good Business Practices.

FINANCIAL SUMMARY

There are no financial impacts associated with the proposed response at this time.

Respectfully submitted,



MARK J. MADISON
GENERAL MANAGER

MJM/pl

December 17, 2019

TO: Chair and Directors of the Florin Resource Conservation District

FROM: Mark J. Madison, General Manager

SUBJECT: **OUTSIDE AGENCY MEETINGS REPORT**

RECOMMENDATION

This item is presented for information only. No action by the Florin Resource Conservation District Board of Directors is proposed at this time.

SUMMARY

The Outside Agency Meetings Report is a standing item on the regular board meeting agenda.

Staff and Florin Resource Conservation District (FRCD) Board of Directors (Board) attended numerous outside agency meetings since the last regular Board meeting. This report is intended to inform the Board of any substantive content included in those meetings that potentially affects the Elk Grove Water District (EGWD).

DISCUSSION

Background

Per the Board's direction during the February 21, 2018 Board meeting, staff will report on the outside agency meetings that occurred since the previous Board meeting. This report has been designed to list the notable meetings attended, by either staff or Board members, and the report will be given orally by the staff or Board members in attendance.

Present Situation

The notable outside agency meetings attended since November 17 were as follows:

- 11/20 Regional Water Authority (RWA) Advocacy Program Monthly Meeting (Ramos)
- 11/22 Leadership Elk Grove Graduation (Madison, Kamilos, Phillips, Lee)

OUTSIDE AGENCY MEETINGS REPORT

Page 2

- 12/2-12/5 Associate of California Water Agencies (ACWA) 2019 Fall Conference
(Nelson, Madison, Kamilos, Phillips, Kavert)
- 12/11 RWA Executive Committee Meeting
(Kamilos)
- 12/11 Sacramento County Groundwater Authority (SCGA) Board Meeting
(Madison, Kamilos)
- 12/12 SCGA Budget Subcommittee Meeting
(Kamilos)

Staff will orally present the major content items addressed in these meetings during the regular Board meeting.

ENVIRONMENTAL CONSIDERATIONS

There are no direct environmental considerations associated with this report.

STRATEGIC PLAN CONFORMITY

The District's Strategic Plan addresses responsible business practices and the importance of providing the community with safe drinking water. Attendance at these meetings, and this monthly report, assists EGWD in maintaining sound business practices, delivering safe drinking water, and meeting all regulatory and legal requirements.

FINANCIAL SUMMARY

There is no financial impact associated with this report.

Respectfully submitted,



MARK J. MADISON
GENERAL MANAGER